



Flash Eurobarometer 484

Report

Perceived independence of the national justice systems in the EU among companies

Fieldwork
January 2020
Publication
July 2020

Survey requested by the European Commission,
Directorate-General for Justice and Consumers
and co-ordinated by the Directorate-General for Communication

This document does not represent the point of view of the European Commission.
The interpretations and opinions contained in it are solely those of the authors.

Flash Eurobarometer 484 – Kantar



Flash Eurobarometer 484

Report

Perceived independence of the national justice systems in the EU among companies

January 2020

Survey conducted by Kantar at the request of the European Commission,
Directorate-General for Justice and Consumers

Survey co-ordinated by the European Commission, Directorate-General for Communication
(DG COMM "Media Monitoring and Eurobarometer" Unit)

Project title	Flash Eurobarometer 484 - January 2020 “Perceived independence of the national justice systems in the EU among companies” Report
Linguistic version	EN
Catalogue number	DS-01-20-411-EN-N
ISBN	978-92-76-20134-2 doi:10.2838/250682

© European Union, 2020

<https://ec.europa.eu/commfrontoffice/publicopinion>

TABLE OF CONTENTS

INTRODUCTION	2
EXECUTIVE SUMMARY	4
I.PERCIVED INDEPENDENCE OF COURTS AND JUDGES AMONG COMPANIES	6
II.MAIN REASONS AMONG COMPANIES FOR THE PERCEIVED INDEPENDENCE OF THE NATIONAL JUSTICE SYSTEMS	12
1 Positive assessments	12
2 Negative assessments	25
ANNEXES	
Technical specifications	
Questionnaire	
Tables	

INTRODUCTION

This Flash Eurobarometer explores the opinions of companies about the independence of the judicial system across EU Member States. It was commissioned by the European Commission's Directorate-General for Justice and Consumers, and follows on previous surveys on this topic in 2016, 2017, 2018 and 2019.

The results feed into the EU Justice Scoreboard, which provides data on the independence, quality and efficiency of the national justice systems across the EU. The Scoreboard helps the EU achieve more effective justice, and contributes to economic growth in the EU.

The survey covers:

- How companies perceive the independence of the courts and judges in their country, and
- The reasons for these perceptions.

Results will be presented from an EU, country and company characteristics perspective, and will be compared to previous surveys on this topic in 2019 (EB Flash 475)¹, 2018 (EB Flash 462)², 2017 (EB Flash 448)³ and in 2016 (EB Flash 436).⁴

The survey was carried out by the Kantar network in the 28 Member States of the European Union between the 3rd and 20th January 2020. At the time of fieldwork, the UK was still a member of the European Union, and therefore results from the UK are included in the report. The total results for the EU, without the UK, are annexed to this report. 6,807 interviews were conducted among enterprises employing one or more persons in manufacturing (NACE category C), services (NACE categories G, H, I, J, K, L, M, N) and industry (NACE categories B, D, E, F). The sample was selected from an international database, with an additional sample from local sources where necessary.

Interviews were conducted with key company decision-makers over the telephone in their mother tongue on behalf of the European Commission, Directorate-General for Justice and Consumers. The methodology used is that of Eurobarometer surveys as carried out by the Directorate-General for Communication ("Media Monitoring and Eurobarometer" Unit). A technical note on the manner in which interviews were conducted by the Institutes within the Kantar network is annexed to this report. Also included are the interview methods and confidence intervals.

¹ <https://ec.europa.eu/commfrontoffice/publicopinion/index.cfm/Survey/getSurveyDetail/instruments/FLASH/surveyKy/2196>

² <http://ec.europa.eu/commfrontoffice/publicopinion/index.cfm/Survey/getSurveyDetail/instruments/FLASH/surveyKy/2167>

³ <http://ec.europa.eu/commfrontoffice/publicopinion/index.cfm/Survey/getSurveyDetail/instruments/FLASH/surveyKy/2149>

⁴ <http://ec.europa.eu/commfrontoffice/publicopinion/index.cfm/Survey/getSurveyDetail/instruments/FLASH/surveyKy/2132>

Note: In this report, countries are referred to by their official abbreviation. The abbreviations used in this report correspond to:

Belgium	BE	Latvia	LV
Bulgaria	BG	Luxembourg	LU
Czechia	CZ	Hungary	HU
Denmark	DK	Malta	MT
Germany	DE	The Netherlands	NL
Estonia	EE	Austria	AT
Greece	EL	Poland	PL
Spain	ES	Portugal	PT
France	FR	Romania	RO
Croatia	HR	Slovenia	SI
Ireland	IE	Slovakia	SK
Italy	IT	Finland	FI
Republic of Cyprus	CY *	Sweden	SE
Lithuania	LT	United Kingdom	UK
European Union – weighted average for the 28 Member States			EU28
European Union without the UK - weighted average for the 27 Member States			EU27

* Cyprus as a whole is one of the 28 European Union Member States. However, the ‘acquis communautaire’ has been suspended in the part of the country, which is not controlled by the government of the Republic of Cyprus. For practical reasons, only the interviews carried out in the part of the country controlled by the government of the Republic of Cyprus are included in the ‘CY’ category and in the EU28 average.

We wish to thank the companies throughout the European Union who have given their time to take part in this survey. Without their active participation, this study would not have been possible.

EXECUTIVE SUMMARY

Just over half of all companies rate their national justice system – in terms of the independence of courts and judges – as good

- The majority (54%) of companies rate their country's justice system, in terms of the independence of courts and judges, as good, with 11% saying it is 'very good'.
- The proportion of companies that rate the independence of the justice system positively has increased over the last two years, and is at its highest point since the survey started in 2016. The proportion of companies giving a bad rating is now also at its lowest.
- In 14 countries, at least half of all companies rate their justice system, in terms of the independence of courts and judges, as good.
- Companies in Portugal (+13 pp), Sweden and France (both +12 pp) are now much more likely to have a positive perception than they were in 2019, while those in Romania (-18 pp), Malta (-15 pp) and Denmark (-14 pp) are now much less likely to give a good rating.
- Larger companies, those with a high turnover or those in the services sector are the most likely to rate the level of independence of the courts and judges in their country as good.

Four in five companies agree the status and position of judges explains why they rate the independence of national courts and judges as good

- Companies who say the independence of the courts and judges in their country is good are most likely to give this rating because the status and position of judges sufficiently guarantees their independence (80%), followed by a lack of interference or pressure from economic or other specific interests (65%) or from government and politicians (64%).
- Companies are now more likely to say a lack of interference or pressure from economic or other specific interests explains their good rating, compared to 2019 (+5 pp).
- In 23 countries, the status and position of judges being sufficient to guarantee their independence is the most common reason for a positive rating.
- Larger companies and those established before 2014 are the most likely to say that their positive rating is explained by the lack of interference or pressure from economic or other specific interests, or by the status and position of judges. Companies active in the manufacturing sector are most likely to say the lack of interference or pressure from government and politicians explains their positive rating.

Companies are most likely to rate the level of independence of courts and judges in their country as bad because of interference from government and politicians

- Companies who rate the level of independence of the courts and judges in their country as bad are most likely to say this because of interference or pressure from government and politicians (78%), or due to interference or pressure from economic or other specific interests (73%). More than half (57%) say the fact that the status and position of judges does not sufficiently guarantee their independence explains their rating.
- Compared to 2019, companies are slightly less likely to say the fact that the status and position of judges does not sufficiently guarantee their independence explains their negative rating (-3 pp).

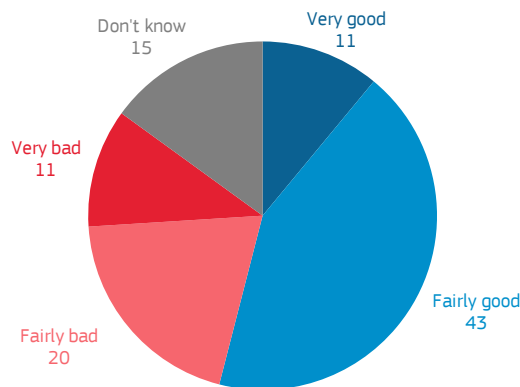
- In 11 countries (out of 17 with a sufficient sample size for analysis), interference or pressure from government or politicians is the most common reason for rating the independence of the national judiciary as bad.
- Companies established between 2014 and 2019, companies in the retail sector, or those with either a comparatively very high or low turnover are the most likely to say that the interference or pressure from economic or other specific interests explains the negative rating they give of the independence of their national judiciary.

I. PERCEIVED INDEPENDENCE OF COURTS AND JUDGES AMONG COMPANIES

Just over half of all companies rate their justice system – in terms of the independence of courts and judges – as good

The majority (54%) of companies rate their justice system, in terms of the independence of courts and judges, as good⁵. Just over one in ten (11%) rate it as ‘very good’, while 43% say it is ‘fairly good’. Around three in ten (31%) rate the independence of courts and judges in their country as bad, with 20% saying it is ‘fairly bad’ and 11% that it is ‘very bad’. More than one in ten (15%) say they don’t know.

Q1 From what you know, how would you rate the justice system in (OUR COUNTRY) in terms of the independence of courts and judges? Would you say it is very good, fairly good, fairly bad or very bad? (% EU)



Base: all companies (N=6,807)

Average EU27:

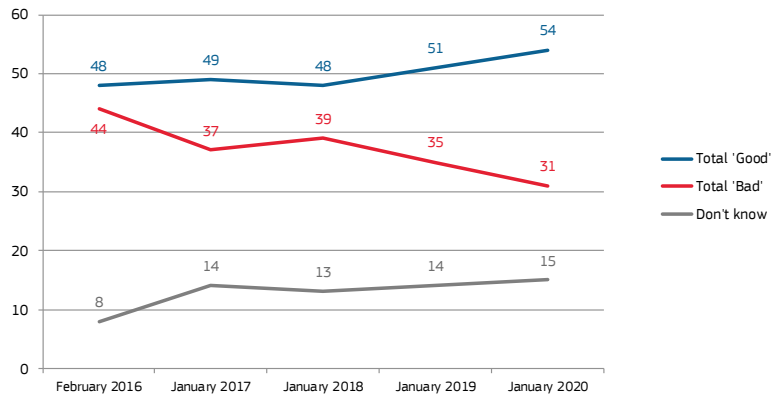
Very good: 10% | Fairly good 43% | Fairly bad: 21% | Very bad: 12% | Don't know: 14%

Opinion has become slightly more positive since 2019. There has been a three-point increase in the proportion of companies that rate their national justice system - in terms of the independence of courts and judges – as good. This continues the upward trend seen since 2018. Compared to 2019 there has also been a four-point decline in the proportion who rate it as bad, making 2020 the lowest level recorded.⁶

⁵ Q1 From what you know, how would you rate the justice system in (OUR COUNTRY) in terms of the independence of courts and judges? Would you say it is very good, fairly good, fairly bad or very bad?

⁶ Subtotals may not sum to their corresponding items due to weighting and rounding.

Q1 From what you know, how would you rate the justice system in (OUR COUNTRY) in terms of the independence of courts and judges? Would you say it is very good, fairly good, fairly bad or very bad? (% EU)



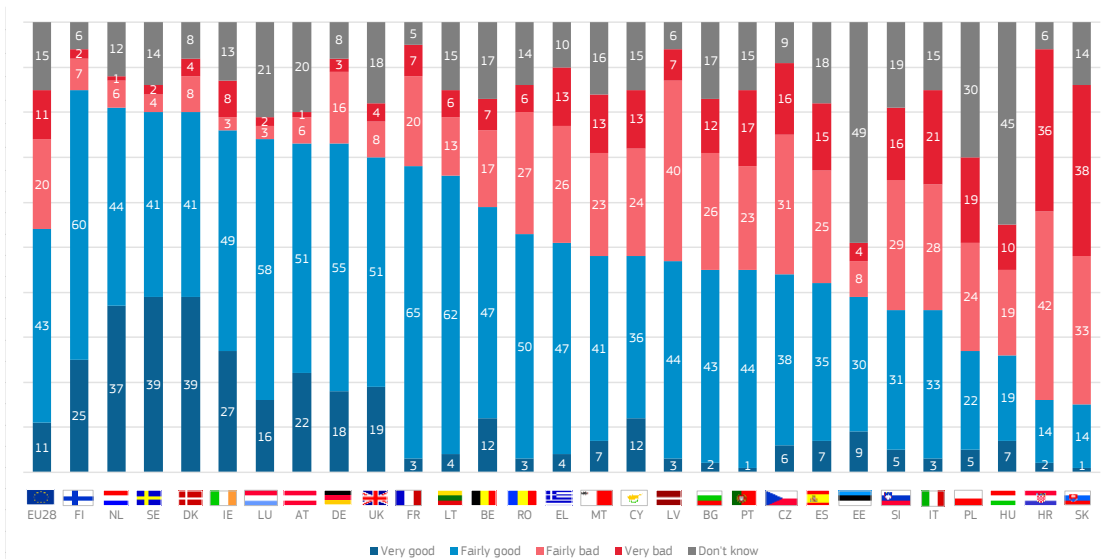
Base: all companies (N=6,807)

Average EU27 (Jan 2020):
 Total good: 53% | Total bad: 33% | Don't know: 14%

Opinion about the independence of courts and judges varies considerably across Member States.

In 14 countries, at least half of all companies rate their justice system, in terms of the independence of courts and judges, as **good**, with those in Finland (85%), the Netherlands (81%) Denmark and Sweden (both 80%) the most likely to do so. In contrast, 15% of companies in Slovakia, 16% in Croatia, 26% in Hungary and 27% in Poland think the same way. There are three countries where more than one third say their justice system is 'very good': Denmark, Sweden (both 39%) and the Netherlands (37%). Just 1% of companies in Slovakia and Portugal rate their justice system as 'very good'.

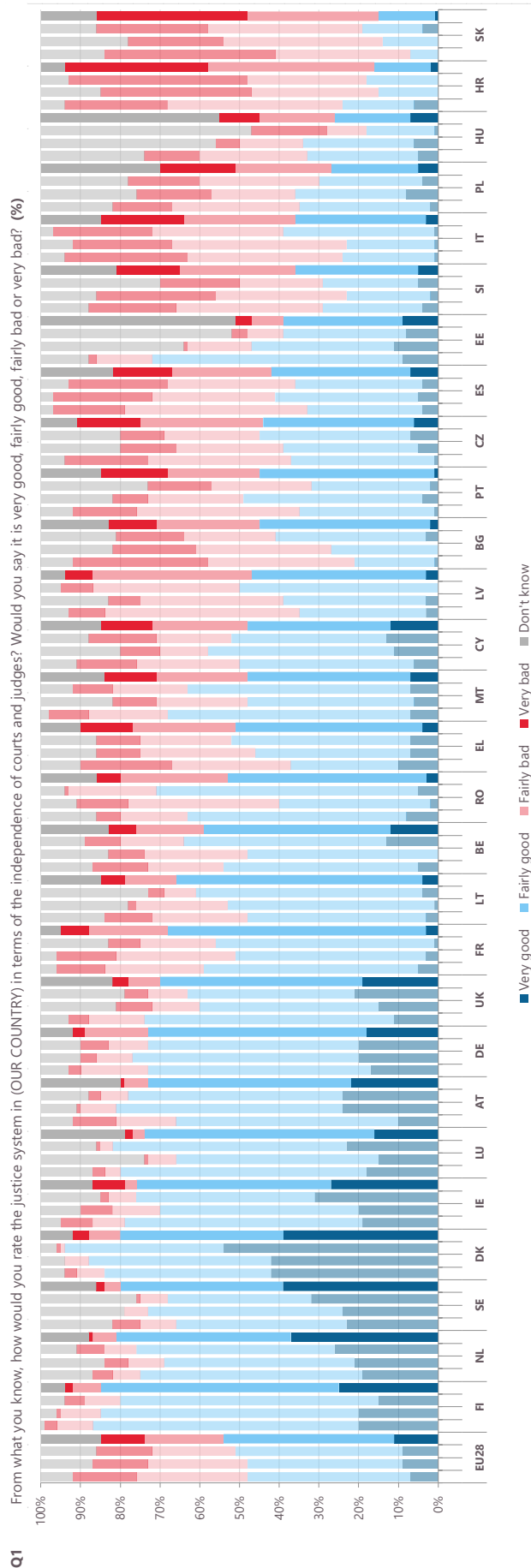
Q1 From what you know, how would you rate the justice system in (OUR COUNTRY) in terms of the independence of courts and judges? Would you say it is very good, fairly good, fairly bad or very bad? (% EU)



Base: all companies (N=6,807)

Average EU27:
 Very good: 10% | Fairly good 43% | Fairly bad: 21% | Very bad: 12% | Don't know: 14%

In two countries, the majority of companies say their justice system is **bad**: Croatia (78%) and Slovakia (71%). This compares to just 5% in Luxembourg and 6% in Sweden. More than a third of companies in Slovakia (38%) and Croatia (36%) say their national justice system, in terms of the independence of courts and judges, is 'very bad'. At the other end of the scale just 1% of companies in Austria and the Netherlands think the same way.

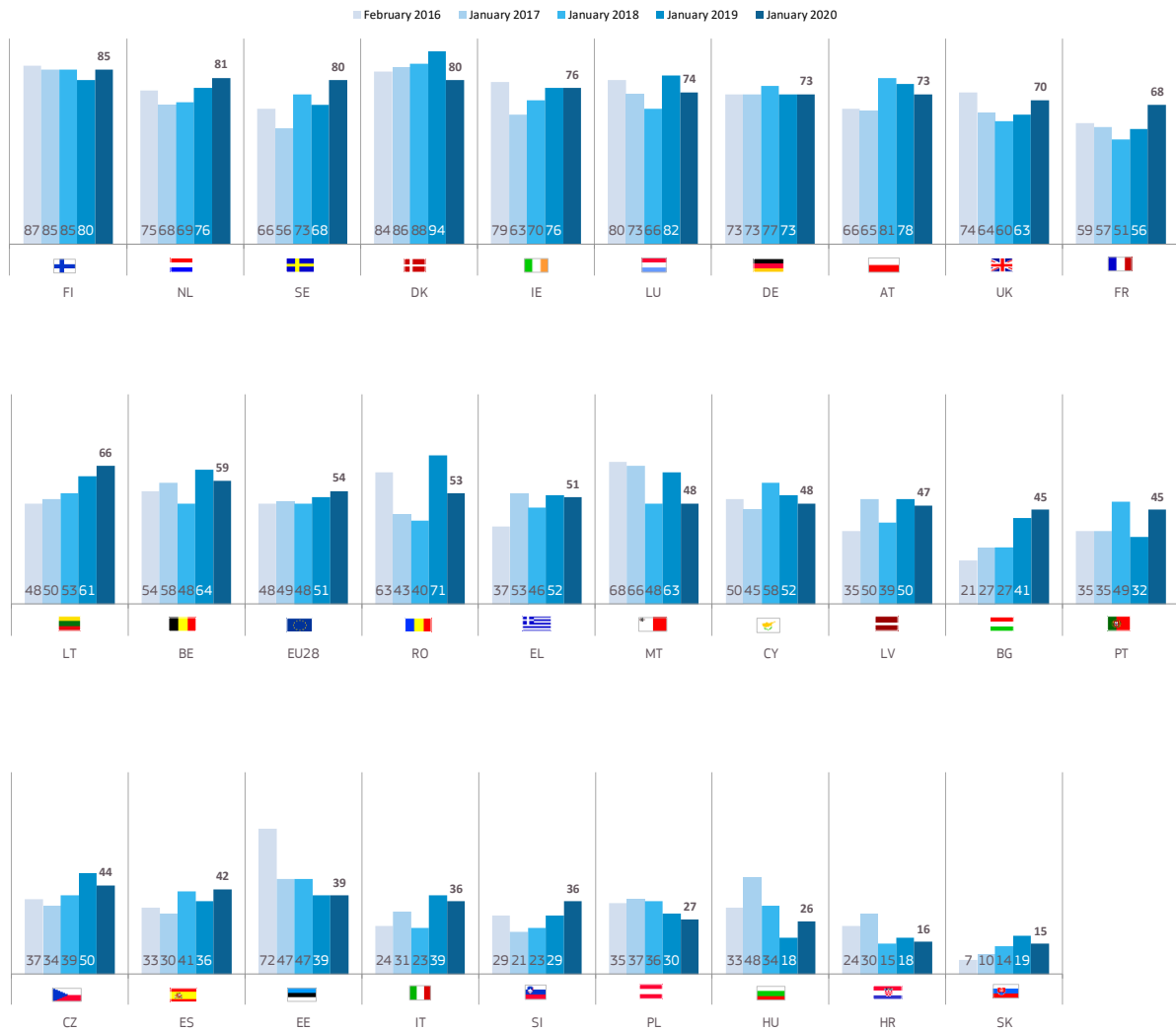


Base: all companies (N=6,807)
Displaying the results for 2016, 2018, 2019, 2020

There have been large changes in opinion since 2019, in both positive and negative directions. For instance, companies in Portugal (+13 pp), Sweden and France (both +12 pp) are now much more likely to rate their justice system - in terms of the independence of courts and judges - as good. In contrast, companies in Romania (-18 pp), Malta (-15 pp) and Denmark (-14 pp) are now much less likely to do so.

In comparison with 2016, there are 15 countries where companies are now more likely to rate the level of independence of courts and judges as good, with year-on-year increases seen in Lithuania. In ten countries, companies are now less likely to rate their justice system as good. Opinion has remained stable (0-2 pp) in three countries.

Q1 From what you know, how would you rate the justice system in (OUR COUNTRY) in terms of the independence of courts and judges? Would you say it is very good, fairly good, fairly bad or very bad?
(% Total 'Good')



Base: all companies (N=6,807)

Average EU27 (Jan 2020):
Total good: 53%

The analysis of company characteristics shows the following:

- The larger the company, the more likely it is to say the independence of courts and judges in their country is good: 81% of companies with 250 employees or more say this, compared to 53% of micro enterprises⁷.
- Companies in the services sector are more likely than those in the other sectors to rate the level of independence of courts and judges in their country as good (58%, compared to 48-51% in other sectors).
- The higher a company's turnover, the more likely they are to say the independence of courts and judges in their country is good: 69% with the highest turnover (more than two million euros) do so, compared to 48% with a turnover of up to 100,000 euros.
- Those who have been involved in a dispute that went to court⁸ are more likely to say the justice system in terms of the independence of courts and judges is bad, compared to those who have never been involved in such a dispute (40% vs 31%).

Q1 From what you know, how would you rate the justice system in (OUR COUNTRY) in terms of the independence of courts and judges? Would you say it is very good, fairly good, fairly bad or very bad?
(% - EU)

	Total 'Good'	Total 'Bad'
EU28	54	31
Company size		
1-9	53	32
10-49	56	29
50-249	66	26
250+	81	14
Sectors grouped (NACE)		
Manufacturing (C)	48	36
Retail (G)	50	33
Services (H/I/J/K/L/M/N/R)	58	30
Industry (D/E/F)	51	33
Company age		
Before 2014	53	32
Between 2014 and 2019	56	31
After 2019	60	20
Company's turnover in 2019		
Up to 100 000 euros	48	38
More than 100 000 to 500 000 euros	56	33
More than 500 000 to 2 mil. euros	62	29
More than 2 mil. euros	69	22
Involved in dispute which went to court		
Yes	51	40
No	54	31

Base: all companies (N=6,807)

⁷ Care should be taken interpreting the result for companies with 250+ employees, due to low base size (50)

⁸ D4 In the last two years, has your company been involved in any dispute which has gone to court?

II. MAIN REASONS COMPANIES GIVE FOR THE PERCEIVED INDEPENDENCE OF THE NATIONAL JUSTICE SYSTEM

1 Positive assessments

Four in five companies say that the status and position of judges explain their positive rating of the independence of courts and justice in their country

Companies that rated their national justice system – in terms of the independence of courts and judges – as good (answering ‘fairly good’ or ‘very good’) were asked about the extent to which the status of judges, a lack of interference or pressure from governments or politicians or from economic or special interests explained their rating⁹.

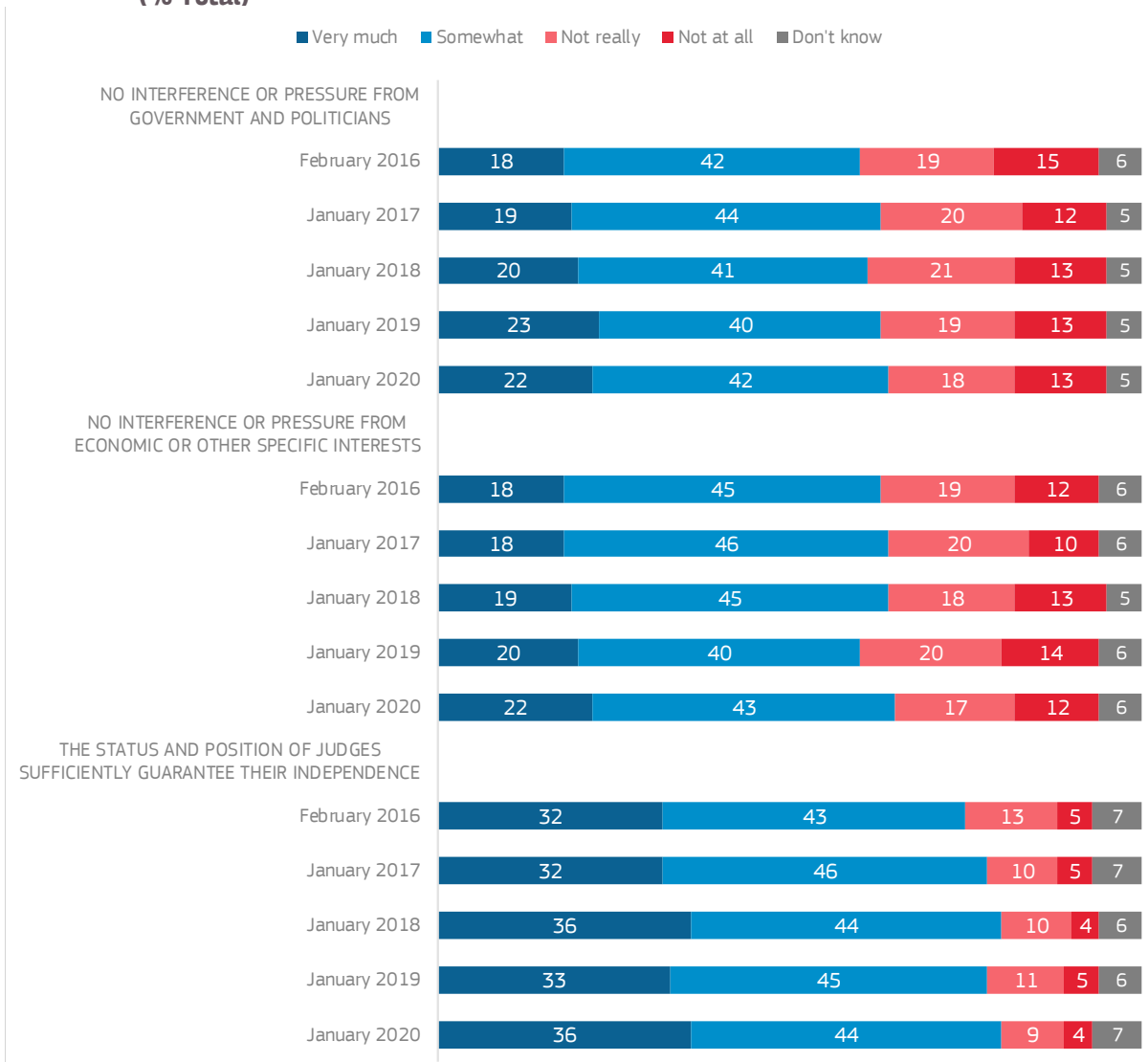
Four in five (80%) say the fact that the status and position of judges sufficiently guarantee their independence explains their positive rating, with 36% saying this ‘very much’ explains it. Almost two-thirds (65%) of companies in this group say a lack of interference or pressure from economic or other specific interests explains their rating, with 22% saying this ‘very much’ explains it. A similar proportion (64%) say a lack of interference or pressure from government and politicians explains their rating, with 22% saying this ‘very much’ explains their rating.

Compared to 2019, companies are now more likely to say a lack of interference or pressure from economic or other specific interests explains their good rating (+5 pp). There has also been a slight increase since 2019 in the proportion saying the fact that the status and position of judges sufficiently guarantee their independence ‘very much’ explains their positive rating (+3 pp)

Compared to 2016, companies are now slightly more likely to say the lack of interference or pressure from government and politicians (+4 pp) and the status and position of judges (+5 pp) explain their positive rating. Results have been broadly stable since 2016 in relation to the lack of interference or pressure from economic or other specific interests (+2 pp).

⁹ Q2b Could you tell me to what extent each of the following reasons explains your rating of the independence of the justice system in (OUR COUNTRY) 2b.1 No interference or pressure from government and politicians; 2b.2 No interference or pressure from economic or other specific interests; 2b.3 The status and position of judges sufficiently guarantee their independence.

Q2b Could you tell me to what extent each of the following reasons explains your rating of the independence of the justice system in (OUR COUNTRY):
(% Total)



Base: companies that rate the independence of justice as 'good' (N=3,662)

Average EU27 (Jan 2020):
 "No interference or pressure from government and politicians"
 Very much: 22% | Somewhat: 42% | Not really: 18% | Not at all: 13% | Don't know: 5%
 "No interference or pressure from economic or other specific interests"
 Very much: 22% | Somewhat: 44% | Not really: 16% | Not at all: 12% | Don't know: 6%
 "The status and position of judges sufficiently guarantee their independence"
 Very much: 36% | Somewhat: 44% | Not really: 10% | Not at all: 4% | Don't know: 6%

a. Status and position of judges

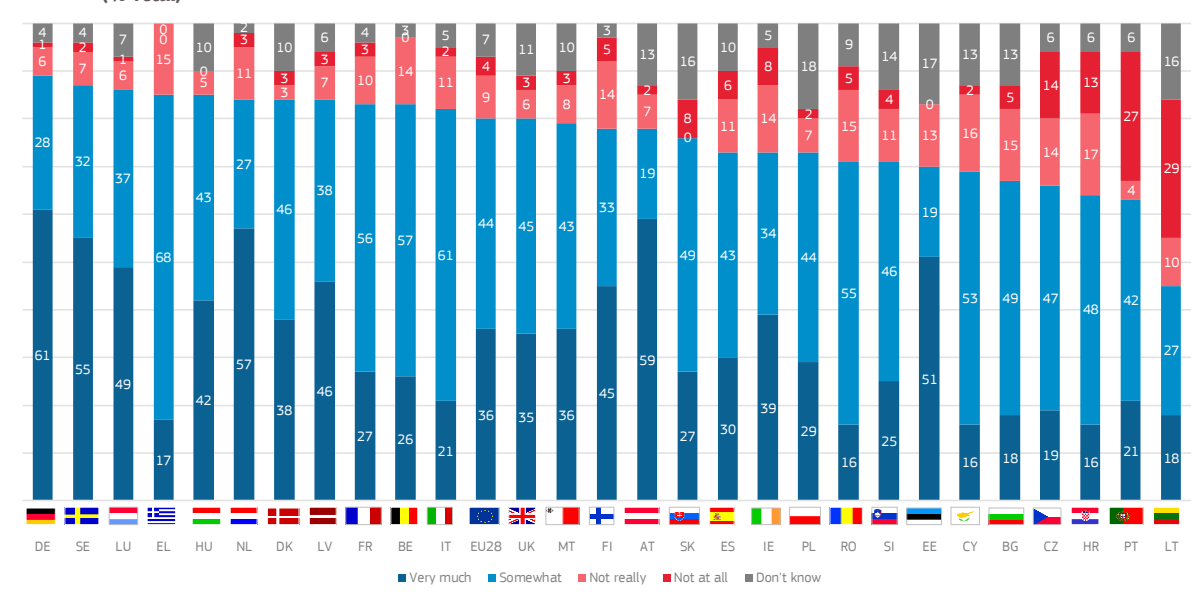
In all except one Member State, the majority of companies say the fact that the status and position of judges sufficiently guarantee their independence explains their positive rating¹⁰. Proportions range from 89% in Germany, 87% in Sweden and 86% in Luxembourg to 45% in Lithuania, 63% in Portugal, 66% in Czechia and 67% in Bulgaria.

There are five countries where the majority of companies say this ‘very much’ explains their good rating: Germany (61%), Austria (59%), the Netherlands (57%), Sweden (55%) and Estonia (51%). This compares to 16% in Romania and Cyprus and 17% in Greece. Companies in Greece (68%) and Italy (61%) are the most likely to say the status and position of judges ‘somewhat’ explain their rating, while those in Austria and Estonia (both 19%) are the least likely to do so.

Companies in Cyprus (16%), Bulgaria, Greece and Romania (all 15%) are the most likely to say the status and position of judges do ‘not really’ explain their positive rating, compared to 3% in Denmark and 4% in Portugal. More than one in four companies in Lithuania (29%) and Portugal (27%) say this reason does not explain their rating at all.

Q2b3 Could you tell me to what extent each of the following reasons explains your rating of the independence of the justice system in (OUR COUNTRY):

The status and position of judges sufficiently guarantee their independence
(% Total)



Base: companies that rate the independence of justice as ‘good’ (N=3,662)

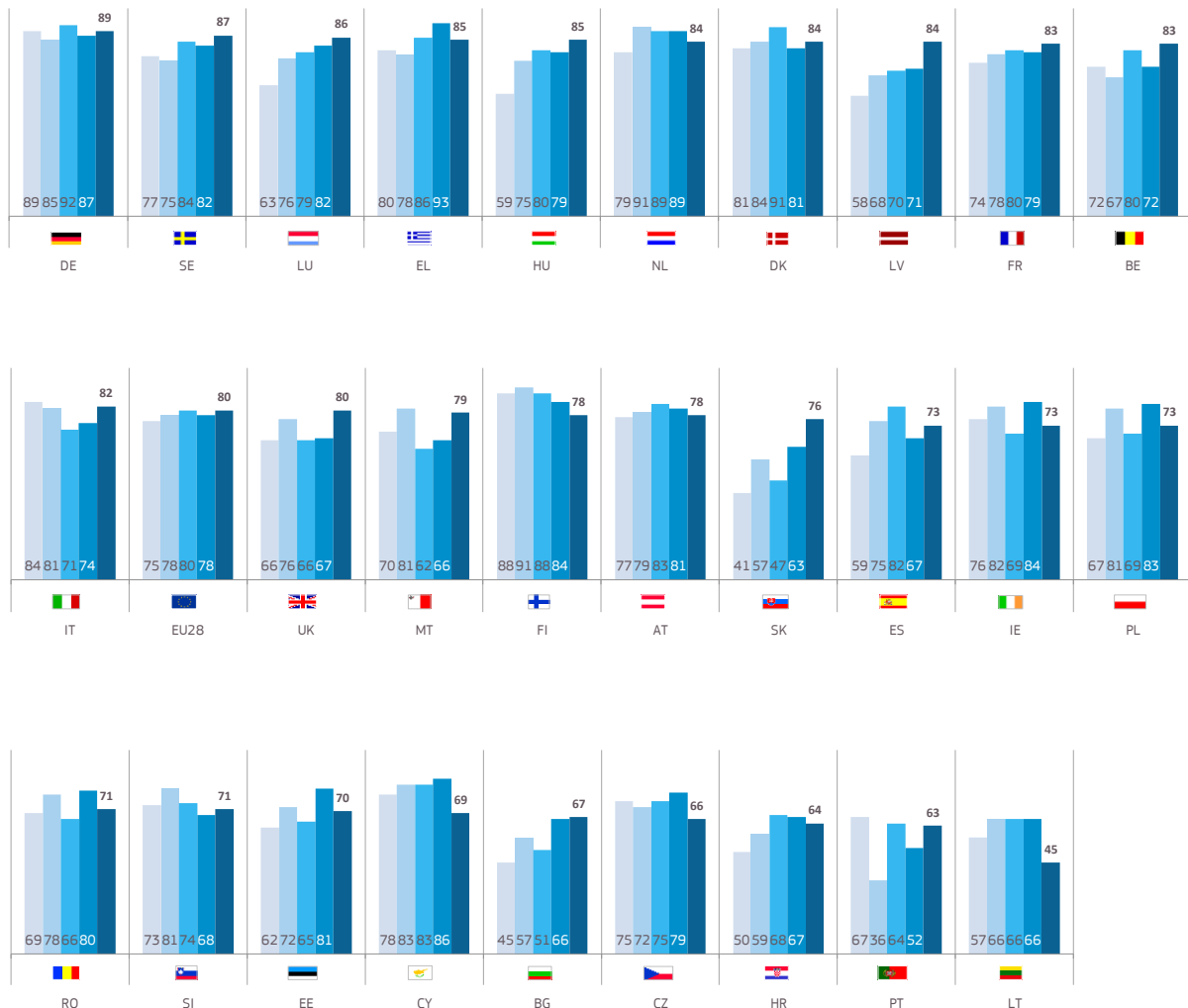
Average EU27:
 “The status and position of judges sufficiently guarantee their independence”
 Very much: 36% | Somewhat: 44% | Not really: 10% | Not at all: 4% | Don't know: 6%

¹⁰ The following countries have not been included in the discussion due to very low base sizes: SK (30), HR (32). Care should be taken when interpreting the results for the following countries, due to low base sizes (50-99): SI, PT, EE, BG, CZ, CY, LV, HU, MT.

There have been some large country-level changes since 2019. Companies in Latvia, Malta, the UK (all +13 pp), Belgium and Portugal (both +11 pp) are now much more likely to say the status and position of judges explain their positive rating¹¹. In contrast, companies in Lithuania (-21 pp), Cyprus (-17 pp), Czechia (-13 pp), Estonia, Ireland (both -11 pp) and Poland (-10 pp) are now less likely to say this reason explains their positive rating.

Compared to 2016, companies in 14 countries are now more likely to say the status and position of judges explain their good rating of the level of independence of the justice system in their country, with year-on-year increases observed in Luxembourg. In six countries companies are now less likely to say this reason explains their rating, including Finland where there have been year-on-year decreases since 2017. In the remaining four countries opinion has remained stable (0-2 pp).

Q2b3 Could you tell me to what extent each of the following reasons explains your rating of the independence of the justice system in (OUR COUNTRY):
The status and position of judges sufficiently guarantee their independence
(% Total)



Base: companies that rate the independence of justice as 'good' (N=3,662)

Average EU27 (Jan 2020):
 "The status and position of judges sufficiently guarantee their independence"
 Total "Explains": 80%

¹¹ The following countries have been excluded from the discussion due to low base sizes (<50 in one or more years): HR, HU, SI, SK. Care should be taken when interpreting the results for the following countries, due to low base sizes in one or more years (50-99): BG, CZ, EE, LV, MT, PT, CY.

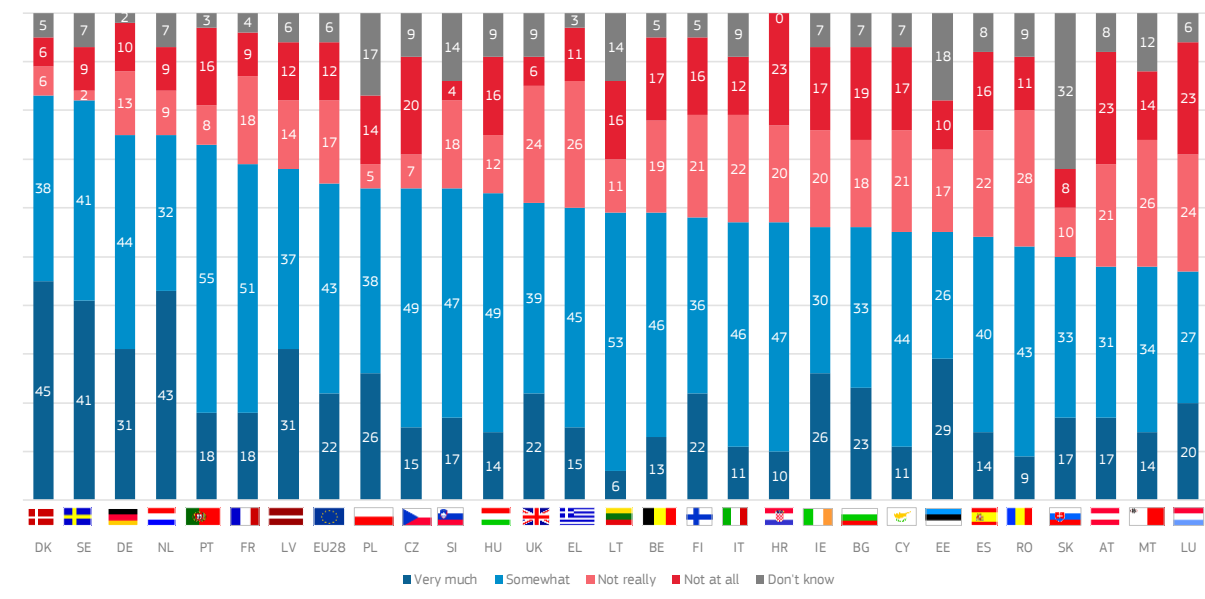
b. Economic interests

In 23 countries, at least half of all companies say a lack of interference or pressure from economic or other specific interests explains why they rate the independence of courts and judges positively, with those in Denmark (83%), Sweden (82%), the Netherlands and Germany (both 75%) the most likely to say this¹². At the other end of the scale 47% in Luxembourg and 48% in Malta and Austria say this reason explains their good rating.

More than four in ten companies in Denmark (45%), the Netherlands (43%) and Sweden (41%) say this reason 'very much' explains their rating, compared to 6% in Lithuania and 9% in Romania. At least half of these companies in Portugal (55%), Lithuania (53%) and France (51%) say this reason 'somewhat' explains their rating, compared to 26% in Estonia, 27% in Luxembourg and 30% in Ireland.

Companies in Romania (28%), Greece and Malta (both 26%) are the most likely to say a lack of interference or pressure from economic or other specific interests does 'not really' explain their positive rating of the level of independence of courts and judges, while those in Sweden (2%) and Poland (5%) are the least likely to do so. Companies in Austria and Luxembourg (both 23%) and Czechia (20%) are the most likely to say this reason does not explain their rating at all, compared to 4% in Slovenia and 6% in the UK and Denmark.

Q2b2 Could you tell me to what extent each of the following reasons explains your rating of the independence of the justice system in (OUR COUNTRY):
No interference or pressure from economic or other specific interests
(% Total)



Base: companies that rate the independence of justice as 'good' (N=3,662)

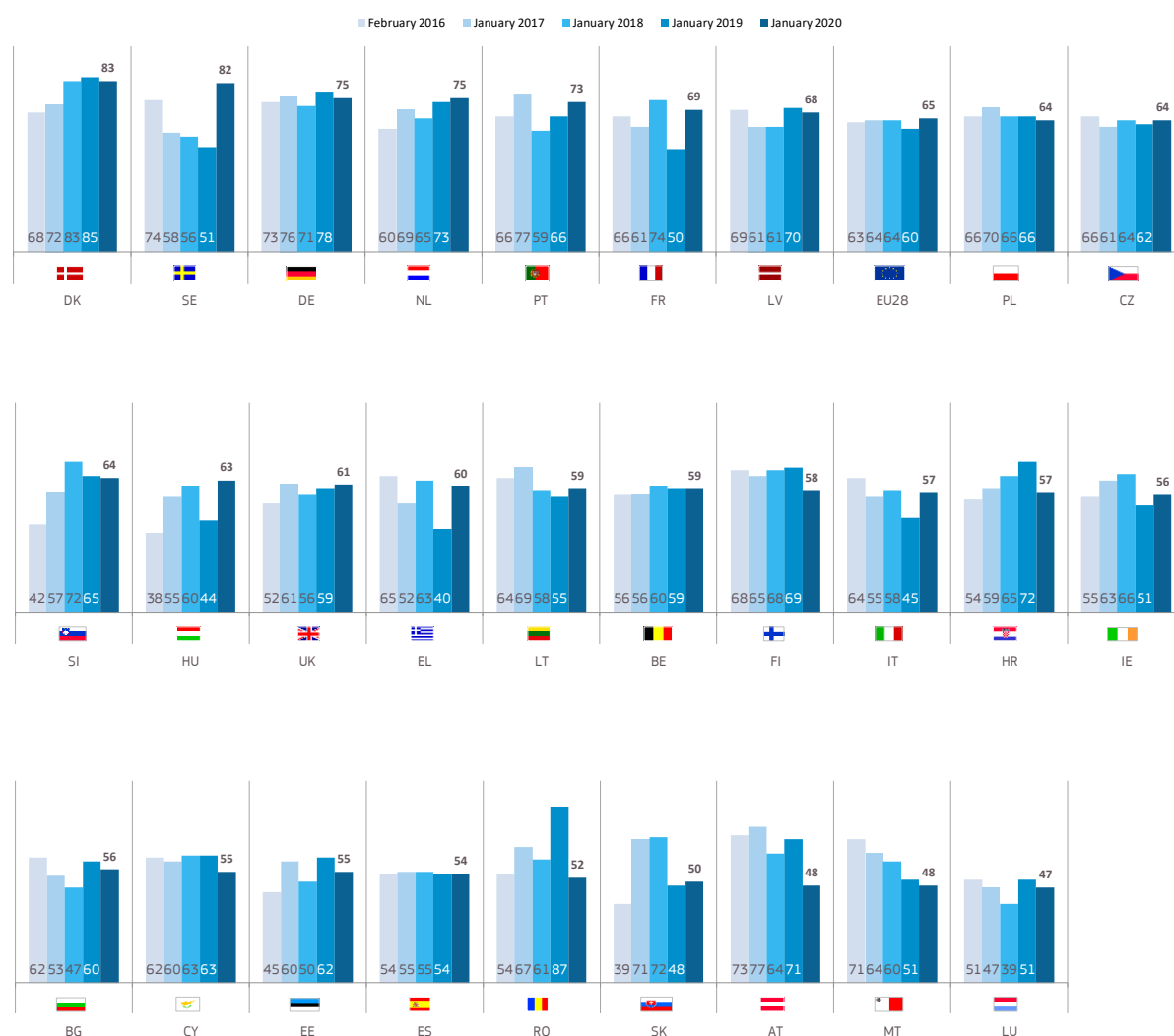
Average EU27:
 "No interference or pressure from economic or other specific interests"
 Very much: 22% | Somewhat: 44% | Not really: 16% | Not at all: 12% | Don't know: 6%

¹² The following countries have not been included in the discussion due to very low base sizes: SK (30), HR (32). Care should be taken when interpreting the results for the following countries, due to low base sizes (50-99): SI, PT, EE, BG, CZ, CY, LV, HU, MT.

Once again there have been some significant changes since 2019¹³. In particular, companies in Sweden (+31 pp), Greece (+20 pp), France (+19 pp) and Italy (+12 pp) are now more likely to say a lack of interference or pressure from economic or other specific interests explains why they rate the level of independence of courts and judges in their country positively. On the other hand, companies in Romania (-35 pp), Austria (-23 pp) and Finland (-11 pp) are now much less likely to say this.

Compared to 2016, companies in eight countries are now more likely to say a lack of interference or pressure from economic or other specific interests explains their positive rating. In contrast, there are nine countries where companies are less likely to say this reason explains their positive rating. In fact, in Malta proportions have been steadily declining since 2016. Opinion has remained stable (0-2 pp) in seven countries.

Q2b2 Could you tell me to what extent each of the following reasons explains your rating of the independence of the justice system in (OUR COUNTRY):
No interference or pressure from economic or other specific interests
(% Total)



Base: companies that rate the independence of justice as 'good' (N=3,662)

Average EU27 (Jan 2020):
 "No interference or pressure from economic or other specific interests"
 Total "Explains": 66%

¹³ The following countries have been excluded from the discussion due to low base sizes (<50 in one or more years): HR, HU, SI, SK. Care should be taken when interpreting the results for the following countries, due to low base sizes in one or more years (50-99): BG, CZ, EE, LV, MT, PT, CY.

c. Political pressure

In all but two countries, at least half of companies say a lack of interference or pressure from government and politicians explains why they rate the independence of courts and judges in their country as good¹⁴. Companies in Sweden (81%), the Netherlands (79%), Germany and Denmark (both 78%) are the most likely to say this, while those in Luxembourg (37%) and Bulgaria (48%) are the least likely to do so.

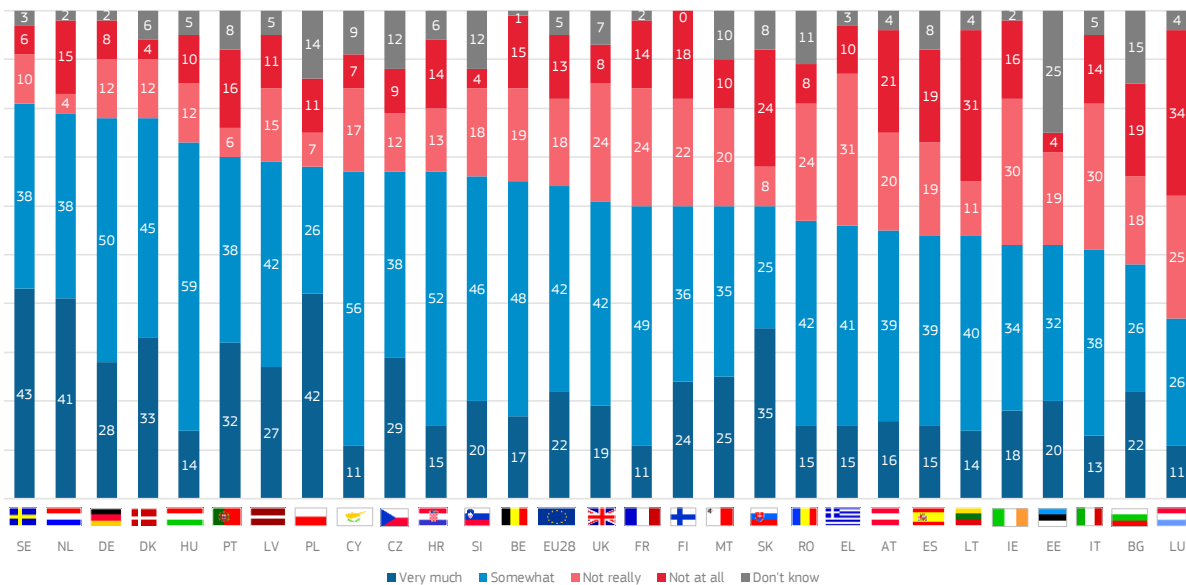
Companies in Sweden (43%), Poland (42%) and the Netherlands (41%) are the most likely to say this reason 'very much' explains their good rating of the level of independence of courts and judges. At the other end of the scale 11% in Luxembourg, Cyprus and France say the same. At least half of companies in Hungary (59%), Cyprus (56%) and Germany (50%) say a lack of interference or pressure from government and politicians 'somewhat' explains their rating, while those in Bulgaria, Luxembourg and Poland (all 26%) are the least likely to do so.

Companies in Greece (31%), Ireland and Italy (both 30%) are the most likely to say a lack of interference or pressure from government and politicians does 'not really' explain their positive rating of the level of independence of courts and judges, while those in the Netherlands (4%), Portugal (6%) and Poland (7%) are the least likely to do so. At least one in five companies in Luxembourg (34%), Lithuania (31%) and Austria (21%) say this reason does not explain their rating at all, compared to 4% in Estonia, Slovenia and Denmark.

Q2b1 Could you tell me to what extent each of the following reasons explains your rating of the independence of the justice system in (OUR COUNTRY):

No interference or pressure from government and politicians

(% Total)



Base: companies that rate the independence of justice as 'good' (N=3,662)

Average EU27:

"No interference or pressure from government and politicians"

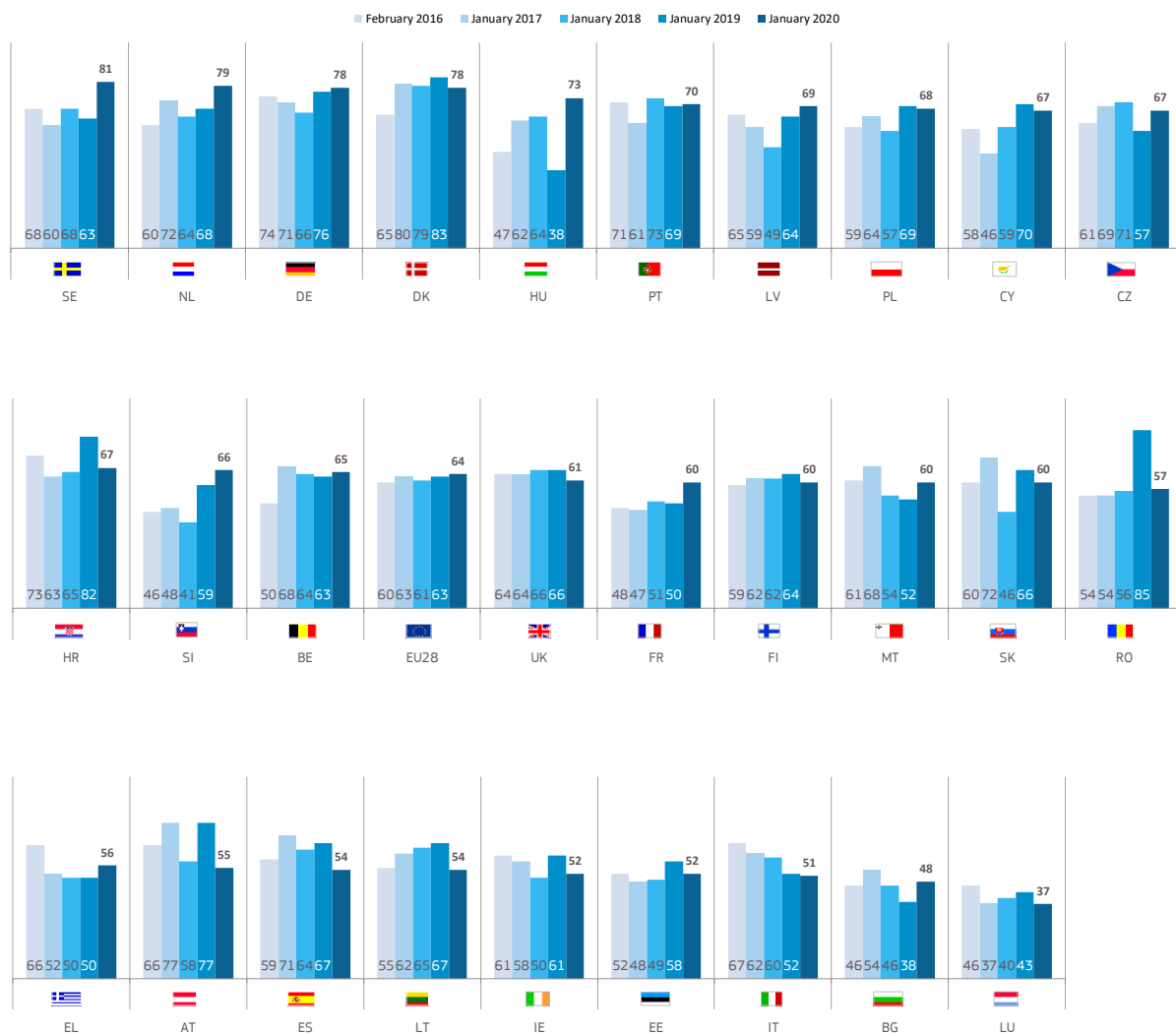
Very much: 22% | Somewhat: 42% | Not really: 18% | Not at all: 13% | Don't know: 5%

¹⁴ The following countries have not been included in the discussion due to very low base sizes: SK (30), HR (32). Care should be taken when interpreting the results for the following countries, due to low base sizes (50-99): SI, PT, EE, BG, CZ, CY, LV, HU, MT.

There have been large shifts since 2019 in the proportion of companies that say the reason for their positive rating of the level of independence of courts and judges in their country is a lack of interference from government and politicians. The largest increases are observed amongst those in Sweden (+18 pp), the Netherlands (+11 pp), France, Bulgaria and Czechia (all +10 pp)¹⁵. In contrast, companies in Romania (-28 pp), Austria (-22 pp), Spain and Lithuania (both -13 pp) are now less likely to say this.

Compared to 2016, there are 11 Member States where companies are now more likely to say this reason explains their rating of the level of independence of courts and judges. In seven countries, companies are now less likely to say this reason explains their rating than they were in 2016, while in six countries opinion has remained stable (0-2 pp) over this period.

Q2b1 Could you tell me to what extent each of the following reasons explains your rating of the independence of the justice system in (OUR COUNTRY):
No interference or pressure from government and politicians
(% Total)



Base: companies that rate the independence of justice as 'good' (N=3,662)

Average EU27 (Jan 2020):
 "No interference or pressure from government and politicians"
 Total "Explains": 64%

¹⁵ The following countries have been excluded from the discussion due to low base sizes (<50 in one or more years): HR, HU, SI, SK. Care should be taken when interpreting the results for the following countries, due to low base sizes in one or more years (50-99): BG, CZ, EE, LV, MT, PT, CY.

The analysis of company characteristics for companies that say the independence of their justice system is good illustrates the following¹⁶:

- Micro enterprises are the least likely to say the **status and position of judges** (79%) or a **lack of interference or pressure from economic or other specific interests** (64%) explains why they rate the level of independence of courts and judges in their country as good.
- Companies in manufacturing are the most likely to say a **lack of interference or pressure from government and politicians** explains their good rating, particularly compared to those in retail (75% vs 60%).
- Companies established before 2014 are more likely than those established between 2014 and 2019 to say that **interference or pressure from economic or other specific interests** (67% vs 59%) or the **status and position of judges** (81% vs. 77%) explains their good rating.
- Companies with a turnover of up to 100,000 euros are the least likely to say the **status and position of judges** explains their positive rating (77% compared with 83% of companies with a turnover of more than 100,000 euros).

¹⁶ Care should be taken interpreting the result for companies established after 2019 due to low base size (61). Companies with 250+ employees are not included in the analysis due to very low base size (40).

Q2b Could you tell me to what extent each of the following reasons explains your rating of the independence of the justice system in (OUR COUNTRY):
(% - Total)

	No interference or pressure from government and politicians		No interference or pressure from economic or other specific interests		The status and position of judges sufficiently guarantee their independence	
	Total 'Explains'	Total 'Doesn't explain'	Total 'Explains'	Total 'Doesn't explain'	Total 'Explains'	Total 'Doesn't explain'
EU28	64	31	65	29	80	13
Company size						
1-9	64	31	64	29	79	14
10-49	64	33	68	28	84	12
50-249	65	33	68	29	84	11
250+	81	16	80	19	86	12
Sectors grouped (NACE)						
Manufacturing (C)	75	22	69	24	80	12
Retail (G)	60	35	61	31	79	14
Services (H/I/J/K/L/M/N/R)	65	31	67	28	81	14
Industry (D/E/F)	64	28	64	25	79	13
Company age						
Before 2014	64	31	67	27	81	13
Between 2014 and 2019	64	31	59	33	77	16
After 2019	68	26	63	21	79	15
Company's turnover in 2019						
Up to 100 000 euros	64	28	65	26	77	13
More than 100 000 to 500 000 euros	67	30	68	28	83	12
More than 500 000 to 2 mil. euros	63	32	68	27	83	11
More than 2 mil. euros	68	29	68	27	83	15
Involved in dispute which went to court						
Yes	65	31	62	32	81	17
No	64	31	66	27	80	13

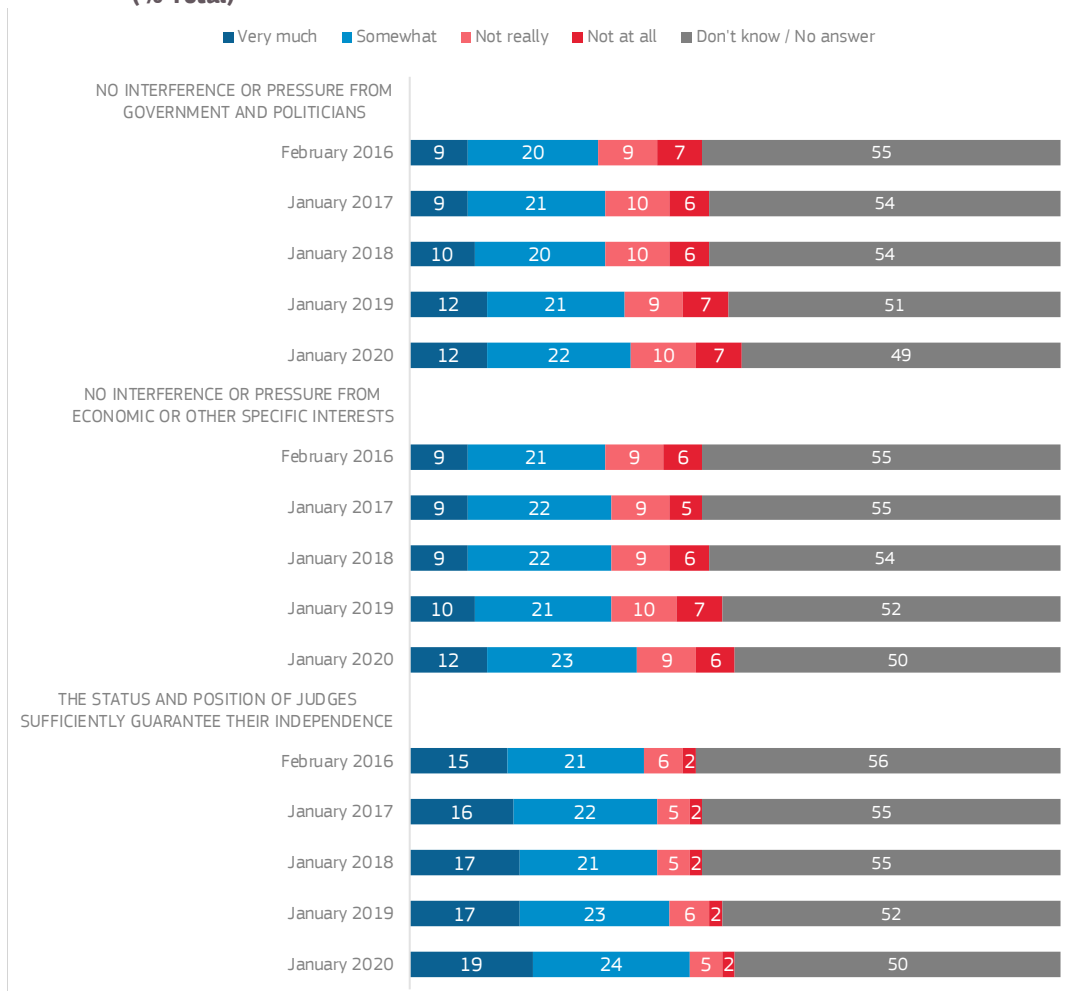
Base: companies that rate the independence of justice as 'good' (N=3,662)

The chart below shows the results of this question when using the whole sample of companies that took part in the survey.

More than four in ten companies (43%) say the status and position of judges sufficiently guaranteeing their independence explains why they rate the independence of their national justice system, in terms of independence of courts and judges, as good. More than a third (35%) say the lack of interference or pressure from economic or other specific interests explains their good rating, while 34% say this about the lack of interference or pressure from government and politicians.

Compared to 2019, companies are now slightly more likely to say their positive rating is explained by the lack of interference or pressure from economic or other specific interests (+4 pp) and by the status and position of judges sufficiently guaranteeing their independence (+3 pp). The longer-term trend since 2016 shows companies are now more likely to mention each reason (increases of between 5 and 7 percentage points).

Q2b Could you tell me to what extent each of the following reasons explains your rating of the independence of the justice system in (OUR COUNTRY):
(% Total)



Base: all companies (N=6,807)

Average EU27 (Jan 2020):
 “No interference or pressure from government and politicians”
 Very much: 12% | Somewhat: 22% | Not really: 9% | Not at all: 7% | Don't know: 50%
 “No interference or pressure from economic or other specific interests”
 Very much: 12% | Somewhat: 23% | Not really: 8% | Not at all: 6% | Don't know: 51%
 “The status and position of judges sufficiently guarantee their independence”
 Very much: 19% | Somewhat: 23% | Not really: 5% | Not at all: 2% | Don't know: 51%

At national level, the results recalculated on the full sample show a broad range of opinion across Member States.¹⁷

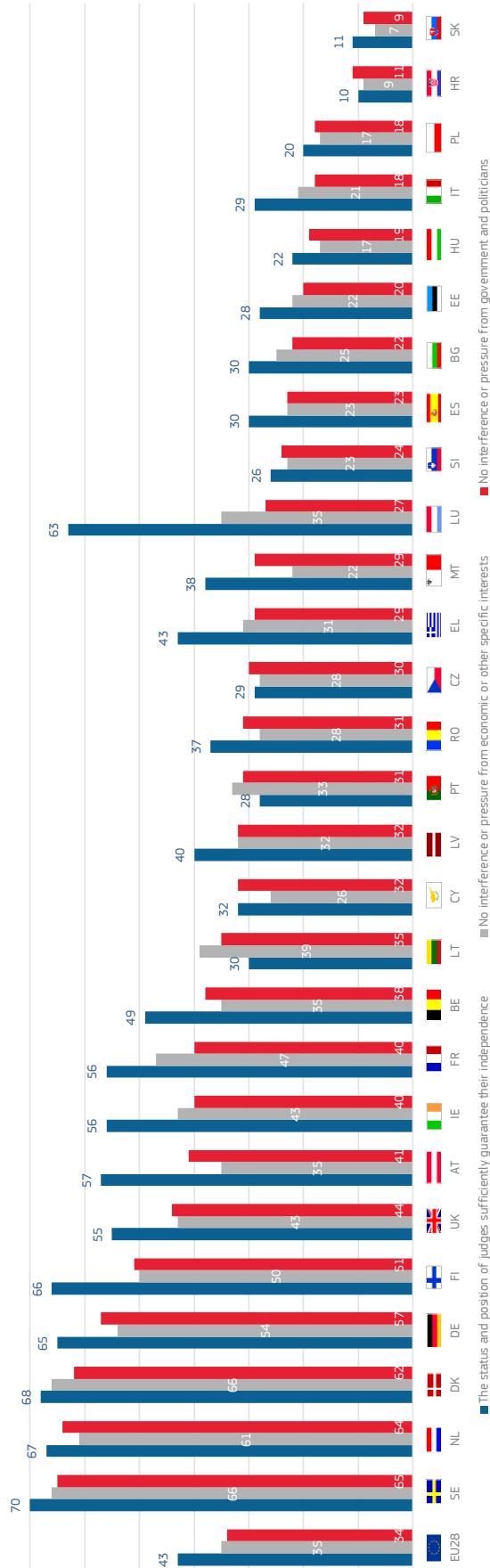
At least two thirds of companies in Sweden (70%), Denmark (68%), the Netherlands (67%), and Finland (66%) say the fact that the status and position of judges sufficiently guarantee their independence explains why they rate the independence of their justice system, in terms of independence of courts and judges, as good. This compares to 10% of companies in Croatia, 11% in Slovakia, 20% in Poland and 22% in Hungary.

There are five countries where at least half of all companies say a lack of interference or pressure from economic or other specific interests explains why they rate the level of independence of courts and judges as good: Denmark, Sweden (both 66%), the Netherlands (61%), Germany (54%) and Finland (50%). At the other end of the scale, 7% of companies in Slovakia, 9% in Croatia and 17% in Hungary and Poland say the same.

More than half of all companies in Sweden (65%), the Netherlands (64%), Denmark (62%), Germany (57%) and Finland (51%) say a lack of interference or pressure from government and politicians explains why they rate the level of independence of courts and judges as good. By contrast, 9% in Slovakia, 11% in Croatia, 18% in Italy and Poland and 19% in Hungary also say this.

¹⁷ Subtotals may not sum to their corresponding items due to weighting and rounding.

Q2b1 Could you tell me to what extent each of the following reasons explains your rating of the independence of the justice system in (OUR COUNTRY):
(% Total)



Base: all companies (N=6,807)

Average EU27 (Jan 2020):

- “ No interference or pressure from government and politicians ”
Total “ Explains ” : 34%
- “ No interference or pressure from economic or other specific interests ”
Total “ Explains ” : 35%
- “ The status and position of judges sufficiently guarantee their independence ”
Total “ Explains ” : 42%

2 Negative assessments

Companies are most likely to rate the level of independence of courts and judges in their country as bad because of interference from government and politicians

Companies who rated the level of independence of courts and judges in their country as bad (answering 'fairly bad' or 'very bad') were asked to what extent their rating could be explained by the following reasons: the lack of guarantees provided by the status and position of judges, interference or pressure from governments or politicians, or interference or pressure from economic or special interests¹⁸.

Almost eight in ten of this group of companies (78%) say that interference or pressure from government and politicians explains their negative rating of the level of independence of courts and judges in their country, with around half (51%) saying this very much explains their rating. Almost as many (73%) say interference or pressure from economic or other specific interests explains their rating, with 39% saying this very much explains it. More than half (57%) say the fact that the status and position of judges does not sufficiently guarantee their independence explains their positive rating of the level of independence of courts and judges in their country, with 27% saying this very much explains it.

Compared to 2019, companies are now slightly less likely to say the fact that the status and position of judges does not sufficiently guarantee their independence explains their rating (-3 pp), while results for the other reasons are stable (0-1 pp).

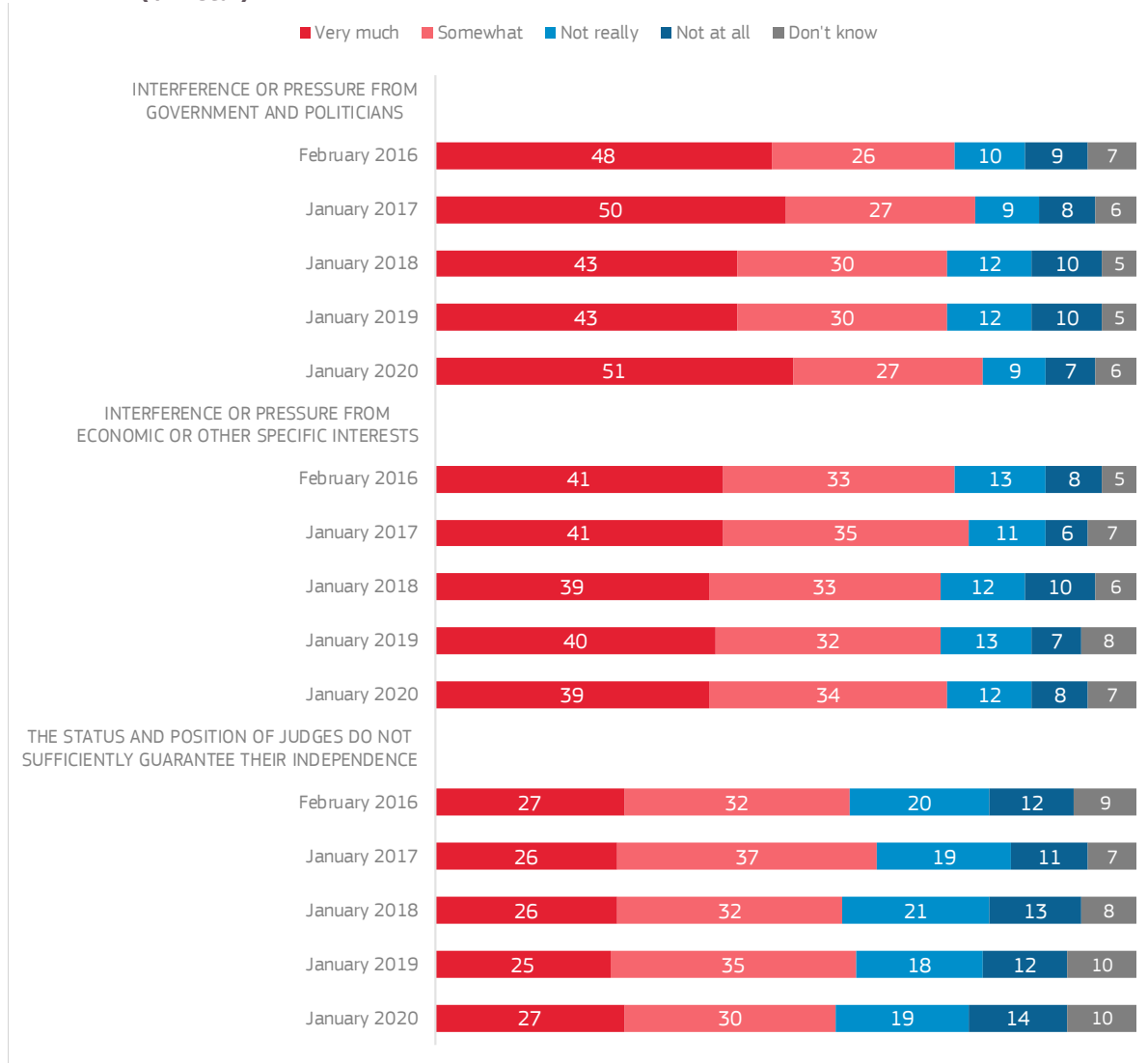
In comparison with 2016, companies are now slightly more likely to say that interference or pressure from government and politicians explains their negative rating (+4 pp), while results are stable for the other reasons (1-2 pp).

¹⁸ Q2a Could you tell me to what extent each of the following reasons explains your rating of the independence of the justice system in (OUR COUNTRY) 2a.1 Interference or pressure from government and politicians; 2a.2 Interference or pressure from economic or other specific interests; 2a.3 The status and position of judges does not sufficiently guarantee their independence.

Q2a

Could you tell me to what extent each of the following reasons explains your rating of the independence of the justice system in (OUR COUNTRY):

(% Total)



Base: companies that rate the independence of justice as 'bad' (N=2,152)

Average EU27 (Jan 2020):

"Interference or pressure from government and politicians"

Very much: 52% | Somewhat: 27% | Not really: 8% | Not at all: 7% | Don't know: 6%

"Interference or pressure from economic or other specific interests"

Very much: 39% | Somewhat: 35% | Not really: 11% | Not at all: 8% | Don't know: 7%

"The status and position of judges do not sufficiently guarantee their independence"

Very much: 28% | Somewhat: 30% | Not really: 19% | Not at all: 14% | Don't know: 9%

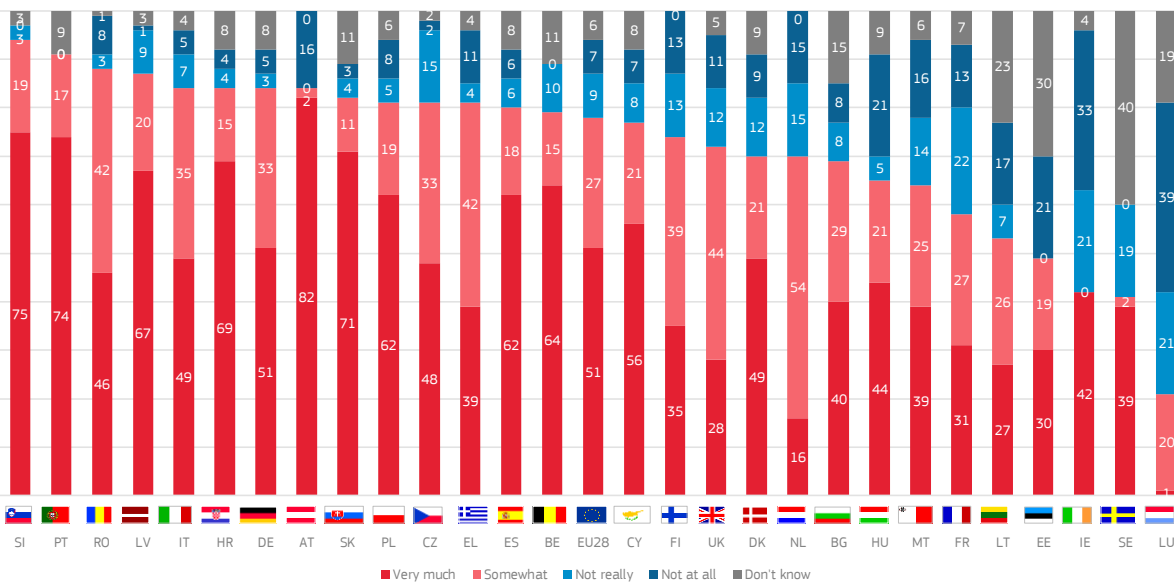
a. Political pressure

More than half of companies in each Member State say interference or pressure from government and politicians explains their negative perception of the level of independence of courts and judges in their country, with proportions ranging from 94% in Slovenia, 91% in Portugal, 88% in Romania and 87% in Latvia to 58% in France, 64% in Malta and 65% in Hungary¹⁹.

At least two thirds of these companies in Slovenia (75%), Portugal (74%) and Slovakia (71%) say this reason ‘very much’ explains their bad rating, compared to 31% in France and 39% in Greece and Malta. Companies in Greece and Romania (both 42%) are the most likely to say interference or pressure from government and politicians ‘somewhat’ explains their rating, while those in Slovakia (11%) and Croatia (15%) are the least likely to do so.

Companies in France (22%) are the most likely to say interference or pressure from government and politicians does ‘not really’ explain their negative rating of the level of independence of courts and judges, while no companies say this in Portugal. At least one in ten companies in Hungary (21%) and Malta (16%) say this reason does not explain their rating at all. In contrast, no respondents in Portugal or Slovenia say the same.

Q2a1 Could you tell me to what extent each of the following reasons explains your rating of the independence of the justice system in (OUR COUNTRY):
Interference or pressure from government and politicians
(% Total)



Base: companies that rate the independence of justice as ‘bad’ (N=2,152)

Average EU27:
“Interference or pressure from government and politicians”
 Very much: 52% | Somewhat: 27% | Not really: 8% | Not at all: 7% | Don't know: 6%

¹⁹ The following countries have not been included in the discussion due to very low base sizes: BE (48), NL (15), FI (19), EE (24), LT (38), AT (14), IE (21), SE (12), LU (10), DK (24), UK (47). Care should be taken when interpreting the results for the following countries, due to low base sizes (50-99): BG, CZ, DE, EL, CY, LV, HU, MT, PT, RO, SI.

Due to low sample size in one or more years, only a limited number of countries are included in the discussion of the developments since 2016 and 2019²⁰.

In some countries, companies are now much more likely than in 2019 to say interference or pressure from government and politicians explains their bad rating of the level of independence of courts and judges, with the largest increases seen in Latvia, Poland (both +13 pp), Italy (+12 pp) and Czechia (+10 pp). The most notable declines are amongst companies in France (-25 pp) and Bulgaria (-14 pp).

Compared to 2016, companies in six countries are now more likely to say this reason explains their negative rating of the level of independence of courts and judges. There are six countries where there have been declines compared to 2016. Opinion remained stable (0-2 pp) in two countries.

Q2a1 Could you tell me to what extent each of the following reasons explains your rating of the independence of the justice system in (OUR COUNTRY):
Interference or pressure from government and politicians (% Total)



Base: companies that rate the independence of justice as 'bad' (N=2,152)

Average EU27 (Jan 2020):
 "Interference or pressure from government and politicians"
 Total "Explains": 79%

²⁰ The following countries have not been included in the discussion due to very low base sizes in one or more years: BE, DK, EE, IE, CY, LT, LU, HU, NL, AT, RO, FI, SE, UK. Care should be taken when interpreting the results for the following countries, due to low base sizes in one or more years (50-99): SI, PT, MT, LV, CY, EL, DE, CZ, BG.

b. Economic interests

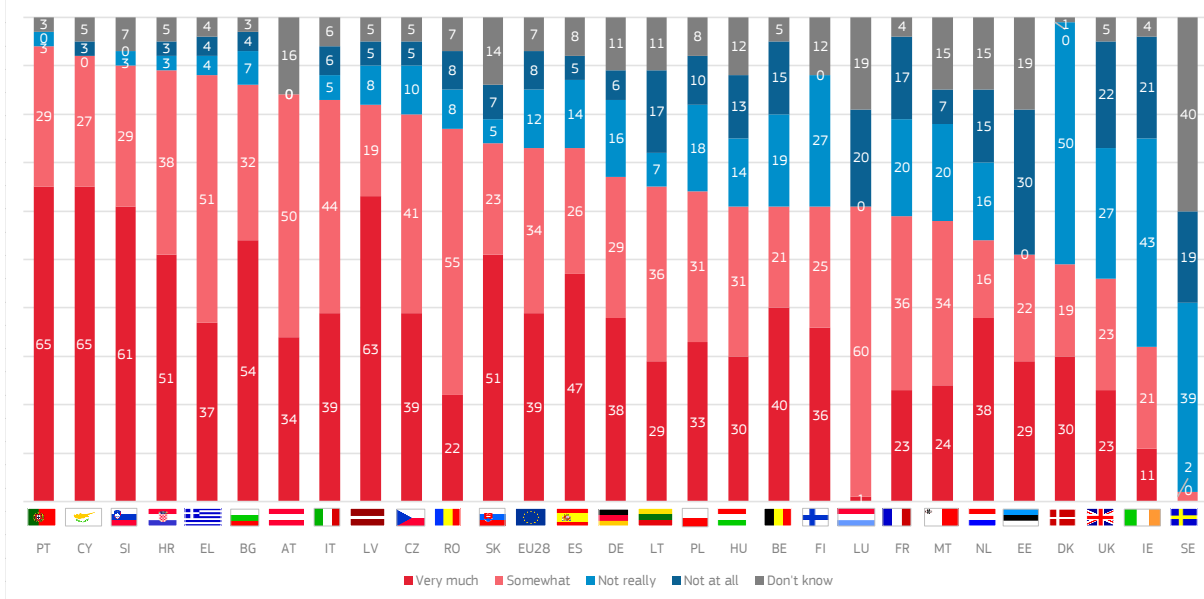
At least half of this group of companies in each Member State say interference or pressure from economic or other specific interests explains why they rate the level of independence of courts and judges in their country negatively, with proportions ranging from 94% in Portugal, 92% in Cyprus and 90% in Slovenia to 58% in Malta, 59% in France and 61% in Hungary²¹.

There are four countries where more than six in ten companies say this reason ‘very much’ explains their rating of the level of independence of courts and judges in their country: Portugal, Cyprus (both 65%), Latvia (63%) and Slovenia (61%), while less than a quarter say this in Romania (22%), France (23%) and Malta (24%). In two countries, more than half say this reason ‘somewhat’ explains their rating: Romania (55%) and Greece (51%), while companies in Latvia (19%) and Slovakia (23%) are the least likely to say this.

France and Malta (both 20%) are the only countries where at least one in five companies say that the interference or pressure from economic or other specific interests does ‘not really’ explain their negative rating of the level of independence of courts and judges in their country, whereas no companies say this in Cyprus. More than one in ten companies in France (17%) and Hungary (13%) say this reason does not explain their rating at all, as opposed to no companies in Slovenia and Portugal.

Q2a2 Could you tell me to what extent each of the following reasons explains your rating of the independence of the justice system in (OUR COUNTRY):

Interference or pressure from economic or other specific interests
(% Total)



Average EU27:
“Interference or pressure from economic or other specific interests”
 Very much: 39% | Somewhat: 35% | Not really: 11% | Not at all: 8% | Don't know: 7%

Base: companies that rate the independence of justice as ‘bad’ (N=2,152)

²¹ The following countries have not been included in the discussion due to very low base sizes: BE (48), NL (15), FI (19), EE (24), LT (38), AT (14), IE (21), SE (12), LU (10), DK (24), UK (47). Care should be taken when interpreting the results for the following countries, due to low base sizes (50-99): BG, CZ, DE, EL, CY, LV, HU, MT, PT, RO, SI.

Due to low sample size in one or more years, only a limited number of countries are included in the discussion of developments since 2016/19²².

Country level trends are mixed compared to 2019. Companies in Portugal (+15 pp), Italy (+14 pp), Czechia (+12 pp) and Hungary (+10 pp) are now more likely to say that the interference or pressure from economic or other specific interests explains their negative rating of the level of independence of courts and judges in their country. In contrast, companies in France (-17 pp) and Germany (-12 pp) are now less likely to think this way.

The trends since 2016 are also variable. In eight countries companies are now more likely to say this reason explains their bad rating, while in five countries companies are less likely to give this as a reason. Opinion remained stable (0-2 pp) in one country.

Q2a2 Could you tell me to what extent each of the following reasons explains your rating of the independence of the justice system in (OUR COUNTRY):
Interference or pressure from economic or other specific interests (% Total)



Base: companies that rate the independence of justice as 'bad' (N=2,152)

Average EU27 (Jan 2020):
"Interference or pressure from economic or other specific interests"
 Total "Explains": 74%

²² The following countries have not been included in the discussion due to very low base sizes in one or more years: BE, DK, EE, IE, CY, LT, LU, HU, NL, AT, RO, FI, SE, UK. Care should be taken when interpreting the results for the following countries, due to low base sizes in one or more years (50-99): UK, SI, PT, MT, LV, EL, DE, CZ, BG.

c. Status and position of judges

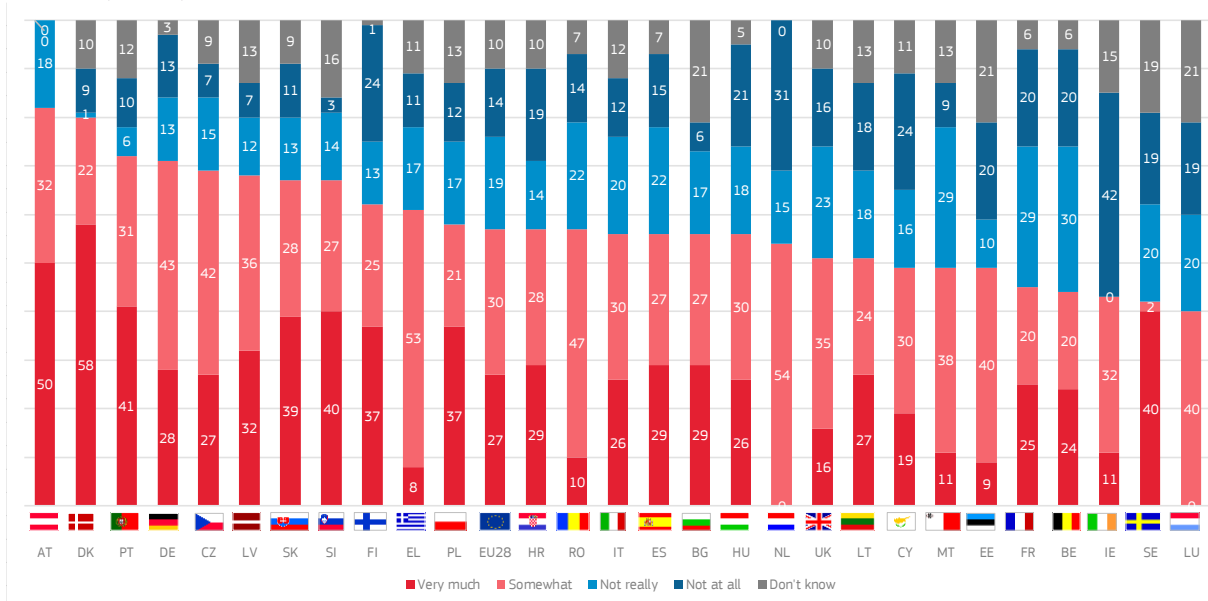
In all but three Member States, the majority of companies who rated the level independence of courts and judges as bad say the fact that the status and position of judges do not sufficiently guarantee their independence explains their bad perception of the level of independence of courts and judges in their country²³. Proportions range from 72% in Portugal, 71% in Germany, 69% in Czechia and 68% in Latvia to 45% in France and 49% in Malta and Cyprus.

Companies in Portugal (41%), Slovenia (40%), Slovakia (39%) and Poland (37%) are the most likely to say this ‘very much’ explains their bad rating of the level of independence of courts and judges in their country, while those in Greece (8%), Romania (10%) and Malta (11%) are the least likely to do so. Around half in this group of companies in Greece (53%) and Romania (47%) say the status and position of judges ‘somewhat’ explain their rating, compared to 20% in France and 21% in Poland.

In Malta and France (both 29%), around three in ten companies say the status and position of judges does ‘not really’ explain their negative rating of the level of independence of the justice system in their country. In contrast 6% of companies in Portugal also say this. Companies in Cyprus (24%), Hungary (21%) and France (20%) are the most likely to say this reason does not explain their rating at all, while those in Slovenia (3%) are the least likely to do so.

Q2a3 Could you tell me to what extent each of the following reasons explains your rating of the independence of the justice system in (OUR COUNTRY):

The status and position of judges do not sufficiently guarantee their independence
(% Total)



Base: companies that rate the independence of justice as ‘bad’ (N=2,152)

Average EU27:
 “The status and position of judges do not sufficiently guarantee their independence”
 Very much: 28% | Somewhat: 30% | Not really: 19% | Not at all: 14% | Don't know: 9%

²³ The following countries have not been included in the discussion due to very low base sizes: BE (48), NL (15), FI (19), EE (24), LT (38), AT (14), IE (21), SE (12), LU (10), DK (24), UK (47). Care should be taken when interpreting the results for the following countries, due to low base sizes (50-99): BG, CZ, DE, EL, CY, LV, HU, MT, PT, RO, SI.

Due to low sample size in one or more years, only a limited number of countries are included in the discussion of developments since 2016 and 19²⁴.

There have been significant changes in some countries since 2019. For example, companies in Slovakia (+16 pp) and Czechia (+14 pp) are now much more likely to say the status and position of judges not sufficiently guaranteeing their independence explains the poor rating they give the level of independence of courts and judges in their country. In contrast, those in France (-18 pp), Croatia, Poland (both -15 pp), Cyprus and Malta (both -13 pp) are now much less likely to say this.

Trends since 2016 are varied. In six countries, companies are now more likely to say this reason explains their negative rating of the independence of the judiciary in their country, while in five countries they are now less likely to say this. Opinion has remained stable (0-2 pp) in three countries.

Q2a3 Could you tell me to what extent each of the following reasons explains your rating of the independence of the justice system in (OUR COUNTRY):
The status and position of judges do not sufficiently guarantee their independence (% Total)



Base: companies that rate the independence of justice as 'bad' (N=2,152)

Average EU27 (Jan 2020):
 "The status and position of judges do not sufficiently guarantee their independence"
 Total "Explains": 58%

²⁴ The following countries have not been included in the discussion due to very low base sizes in one or more years: BE, DK, EE, IE, CY, LT, LU, HU, NL, AT, RO, FI, SE, UK. Care should be taken when interpreting the results for the following countries, due to low base sizes in one or more years (50-99): UK, SI, PT, MT, LV, EL, DE, CZ, BG.

The analysis of company characteristics illustrates the following²⁵:

- Retail companies are the most likely to say that the **interference or pressure from economic or other specific interests** explains their rating (77%), but they are less likely than other companies to say the **status and position of judges** explains their poor rating (51%).
- Companies established between 2014 and 2019 are the most likely to say that **interference or pressure from economic or other specific interests** explain their poor rating (84% vs 71% of companies established before 2014).
- Companies with either a high turnover (more than 2 million euros) or with a low turnover (up to 100,000 euros) are more likely to mention that **interference or pressure from government and politicians** (83% and 84% respectively) or from **economic or other specific interests** (78% in each case) explain their poor rating. However, they are less likely to say that their poor rating is explained by the **status and position of judges** (57% and 56% respectively), compared with companies in the medium turnover bands.
- Companies that have been involved in a dispute that went to court are less likely to say that their rating is explained by **interference or pressure from economic or other specific interests** (59% vs 75% of those who have not been to court) or from **government and politicians** (71% vs 80%).

²⁵ Due to very low base size companies with 50-249 (43) or 250+ (7) employees are not included in the discussion. Companies established after 2019 (22) are not included in the discussion.

Q2a Could you tell me to what extent each of the following reasons explains your rating of the independence of the justice system in (OUR COUNTRY):
(% - Total)

	Interference or pressure from government and politicians		Interference or pressure from economic or other specific interests		The status and position of judges do not sufficiently guarantee their independence	
	Total 'Explains'	Total 'Doesn't explain'	Total 'Explains'	Total 'Doesn't explain'	Total 'Explains'	Total 'Doesn't explain'
EU28	78	16	73	20	57	33
Company size						
1-9	78	16	73	20	57	33
10-49	79	15	76	19	61	34
50-249	87	10	80	19	71	26
250+	75	14	58	21	50	42
Sectors grouped (NACE)						
Manufacturing (C)	79	17	70	19	64	24
Retail (G)	77	15	77	17	51	37
Services (H/I/J/K/L/M/N/R)	80	16	72	23	60	33
Industry (D/E/F)	80	9	71	18	63	29
Company age						
Before 2014	78	15	71	21	58	33
Between 2014 and 2019	82	16	84	14	59	31
After 2019	64	36	71	29	54	19
Company's turnover in 2019						
Up to 100 000 euros	84	10	78	17	56	33
More than 100 000 to 500 000 euros	76	21	71	22	65	28
More than 500 000 to 2 mil. euros	76	19	72	24	63	31
More than 2 mil. euros	83	13	78	20	57	37
Involved in dispute which went to court						
Yes	71	18	59	29	55	35
No	80	15	75	19	58	32

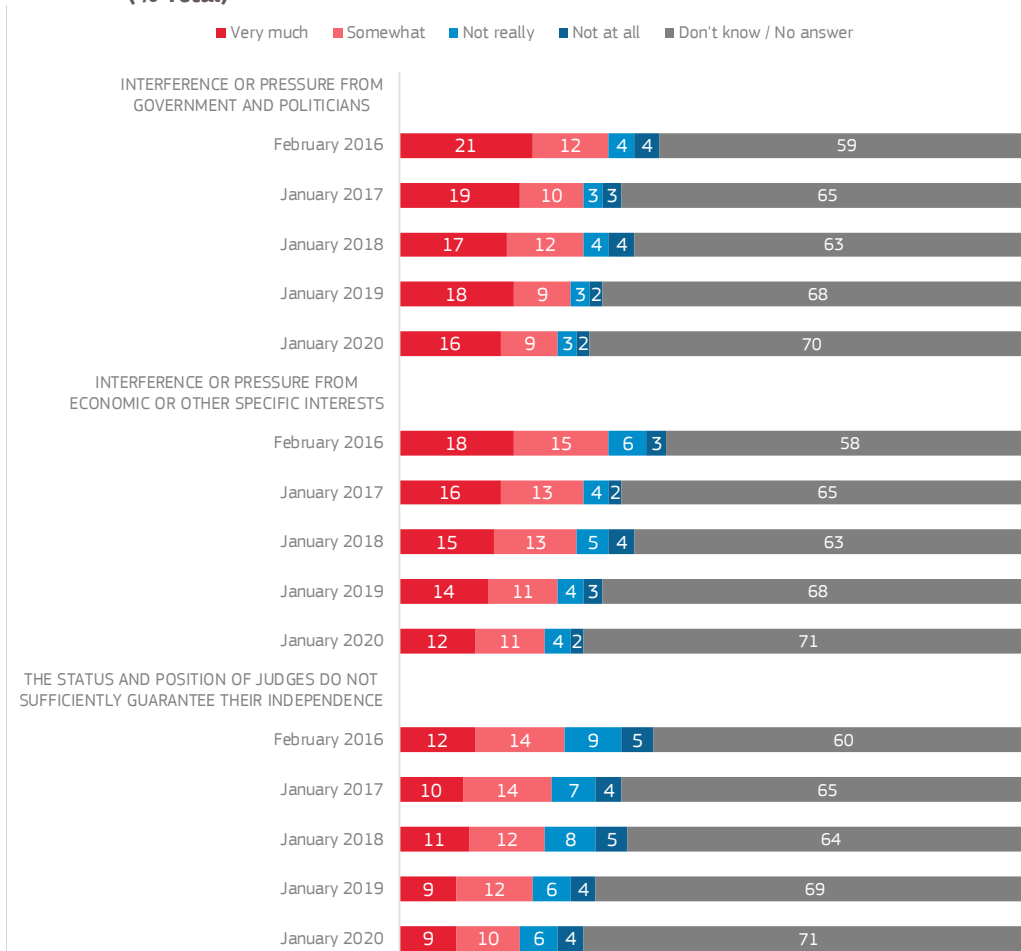
Base: companies that rate the independence of justice as 'bad' (N=2,152)

The chart below illustrates the results of this question using all companies that took part in the survey. A quarter say the interference or pressure from government and politicians (25%) explains why they think that the level independence of courts and judges in their country is bad, and almost as many (23%) say this about interference or pressure from economic or other specific interests. Just under one in five (19%) say the status and position of judges not sufficiently guaranteeing their independence explains why they rate the level of independence of courts and judges in their country as bad.

Results have remained relatively stable in comparison with 2019 (all -2 pp).

Compared to 2016, companies are now less likely to say that the interference or pressure from economic or other specific interests (-10 pp), or from government and politicians (-8 pp) explains their rating of the level of independence of courts and judges. They are also less likely to say the status and position of judges insufficiently guaranteeing their independence explains why they rate the independence of their justice system as bad (-7 pp).

Q2a Could you tell me to what extent each of the following reasons explains your rating of the independence of the justice system in (OUR COUNTRY):
(% Total)



Base: all companies (N=6,807)

Average EU27 (Jan 2020):

“Interference or pressure from government and politicians”

Very much: 17% | Somewhat: 9% | Not really: 3% | Not at all: 2% | Don't know: 69%

“Interference or pressure from economic or other specific interests”

Very much: 13% | Somewhat: 12% | Not really: 4% | Not at all: 2% | Don't know: 69%

“The status and position of judges do not sufficiently guarantee their independence”

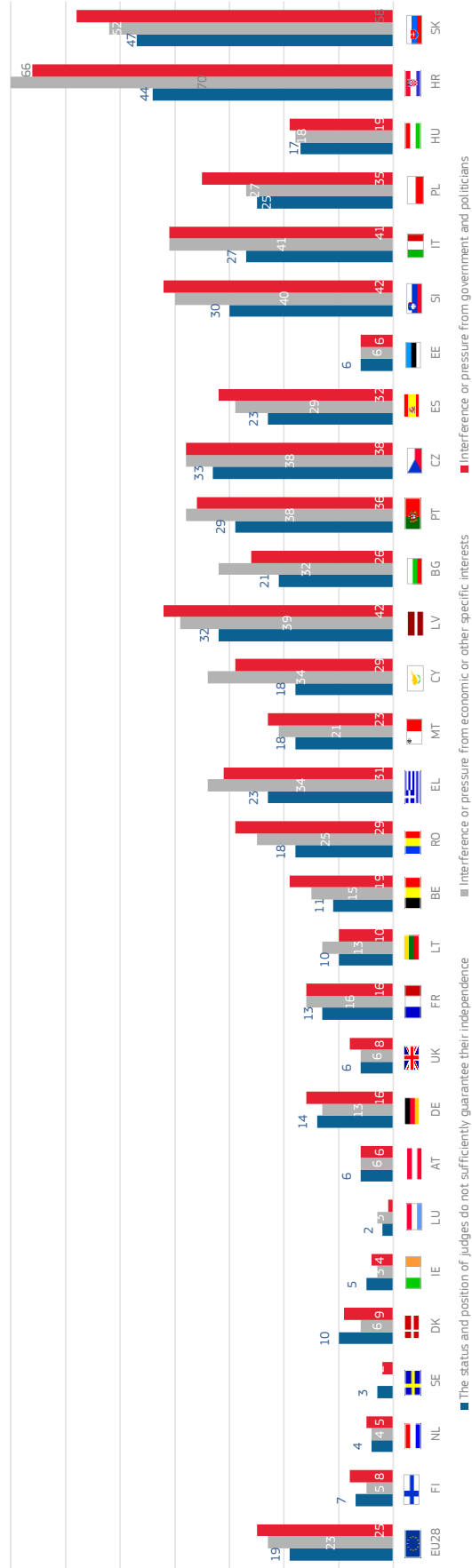
Very much: 9% | Somewhat: 10% | Not really: 6% | Not at all: 5% | Don't know: 70%

Croatia (66%) and Slovakia (58%) are the only countries where at least half of all companies say that interference or pressure from government and politicians explains why they rate the level of independence of courts and judges in their country as bad, followed by 42% in both Slovenia and Latvia and 41% in Italy. Those in Luxembourg (1%), Sweden (2%) and Ireland (4%) are the least likely to say this.

Croatia (70%) and Slovakia (52%) are also the only countries where more than half of all companies say that the interference or pressure from economic or other specific interests explains why they rate the level of independence of courts and judges in their country poorly. At least four in ten companies in Italy (41%) and Slovenia (40%) say the same. This compares to no companies at all in Sweden and 3% in Luxembourg and Ireland.

Companies in Slovakia (47%), Croatia (44%), Czechia (33%) and Latvia (32%) are the most likely to say the fact that the status and position of judges do not sufficiently guarantee their independence explains why they rate the level of independence of courts and judges in their country as bad. At the other end of the scale, 2% of companies in Luxembourg, 3% in Sweden and 4% in the Netherlands say the same.

Q2a1 Could you tell me to what extent each of the following reasons explains your rating of the independence of the justice system in (OUR COUNTRY): (% Total)



Base: all companies (N=6,807)
Ordered on total "good" as per in Q1

Average EU27 (Jan 2020):

- “ Interference or pressure from government and politicians”
Total “ Explains” : 26%
- “ Interference or pressure from economic or other specific interests”
Total “ Explains” : 25%
- “ The status and position of judges do not sufficiently guarantee their independence”
Total “ Explains” : 19%

TECHNICAL SPECIFICATIONS

Between 3rd and 20th of January 2020, Kantar Public Brussels on behalf of TNS Political & Social carried out the FLASH EUROBAROMETER 484 survey on request of the EUROPEAN COMMISSION, Directorate-General for Justice and Consumers. It is a company survey co-ordinated by the Directorate-General for Communication, “Media monitoring and Eurobarometer” Unit.

The FLASH EUROBAROMETER 484 survey covers businesses employing 1 or more persons in the Manufacturing (Nace category C), Retail (Nace category G), Services (Nace categories H/I/J/K/L/M/N/R) and Industry (Nace categories D/E/F) sectors within the European Union.

Whenever a company was eligible the selected respondent had to be someone with decision making responsibilities (managing director, CEO) or someone leading the commercial activities of the company (Commercial managers, sales managers, marketing managers).

All interviews were carried using the TNS e-Call center (our centralized CATI system). The sample was selected from an international business database, with some additional sample from local sources in countries where necessary.

Quotas were applied on both company size (using four different ranges: 1-9 employees, 10-49 employees, 50-249 employees and 250 employees or more) and sectors (Retail, Services, Manufacturing and Industry). These quotas were adjusted according to the country’s universe but were also reasoned in order to ensure that the sample was large enough in every cell.

	COUNTRIES	INSTITUTES	N° INTERVIEWS	DATES		UNIVERSE	PROPORTION EU28
					FIELDWORK		
BE	Belgium	Kantar Belgium (Kantar TNS)	200	03/01/2020	14/01/2020	590.536	2.56%
BG	Bulgaria	KANTAR TNS BB55	200	03/01/2020	14/01/2020	313.081	1.36%
CZ	Czechia	Kantar CZ	200	07/01/2020	14/01/2020	1.018.881	4.42%
DK	Denmark	Kantar Gallup	200	06/01/2020	20/01/2020	229.092	0.99%
DE	Germany	Kantar Deutschland	400	07/01/2020	14/01/2020	2.319.117	10.06%
EE	Estonia	Kantar Emor	200	07/01/2020	09/01/2020	62.357	0.27%
IE	Ireland	Kantar UK Limited	200	03/01/2020	15/01/2020	92.210	0.40%
EL	Greece	Taylor Nelson Sofres market research	202	07/01/2020	16/01/2020	692.416	3.00%
ES	Spain	TNS Investigación de Mercados y Opinión	400	07/01/2020	20/01/2020	2.385.818	10.35%
FR	France	Kantar Public France	401	07/01/2020	16/01/2020	3.102.960	13.46%
HR	Croatia	HENDAL	200	10/01/2020	16/01/2020	145.478	0.63%
IT	Italy	Kantar Italia	400	07/01/2020	13/01/2020	3.817.619	16.56%
CY	Rep. Of Cyprus	CYMAR Market Research	200	07/01/2020	16/01/2020	48.178	0.21%
LV	Latvia	Kantar TNS Latvia	200	03/01/2020	16/01/2020	96.647	0.42%
LT	Lithuania	TNS LT	200	06/01/2020	09/01/2020	151.645	0.66%
LU	Luxembourg	Kantar Belgium (Kantar TNS)	200	07/01/2020	16/01/2020	35.734	0.15%
HU	Hungary	Kantar Hoffmann	201	06/01/2020	13/01/2020	501.307	2.17%
MT	Malta	MISCO International	200	07/01/2020	10/01/2020	24.520	0.11%
NL	Netherlands	TNS NIPO	200	03/01/2020	13/01/2020	1.107.549	4.80%
AT	Austria	Kantar Deutschland	200	08/01/2020	14/01/2020	336.568	1.46%
PL	Poland	Kantar Polska	400	07/01/2020	16/01/2020	1.530.413	6.64%
PT	Portugal	Marktest – Marketing, Organização e Formação	200	06/01/2020	15/01/2020	788.115	3.42%
RO	Romania	Centrul Pentru Studierea Opiniei si Pietei (CSOP)	200	06/01/2020	15/01/2020	435.128	1.89%
SI	Slovenia	Mediana DOO	200	06/01/2020	15/01/2020	127.055	0.55%
SK	Slovakia	Kantar Slovakia	200	09/01/2020	15/01/2020	394.663	1.71%
FI	Finland	Kantar TNS Oy	200	03/01/2020	09/01/2020	235.273	1.02%
SE	Sweden	Kantar Sifo	201	07/01/2020	14/01/2020	666.672	2.89%
UK	United Kingdom	Kantar UK Limited	402	03/01/2020	15/01/2020	1.806.987	7.84%
TOTAL EU28			6.807	03/01/2020	20/01/2020	23.056.019	100%*

Readers are reminded that survey results are estimations, the accuracy of which, everything being equal, rests upon the sample size and upon the observed percentage. With samples of about 1,000 interviews, the real percentages vary within the following confidence limits:

Statistical Margins due to the sampling process
(at the 95% level of confidence)

various sample sizes are in rows

various observed results are in columns

	5%	10%	15%	20%	25%	30%	35%	40%	45%	50%	
	95%	90%	85%	80%	75%	70%	65%	60%	55%	50%	
N=50	6,0	8,3	9,9	11,1	12,0	12,7	13,2	13,6	13,8	13,9	N=50
N=500	1,9	2,6	3,1	3,5	3,8	4,0	4,2	4,3	4,4	4,4	N=500
N=1000	1,4	1,9	2,2	2,5	2,7	2,8	3,0	3,0	3,1	3,1	N=1000
N=1500	1,1	1,5	1,8	2,0	2,2	2,3	2,4	2,5	2,5	2,5	N=1500
N=2000	1,0	1,3	1,6	1,8	1,9	2,0	2,1	2,1	2,2	2,2	N=2000
N=3000	0,8	1,1	1,3	1,4	1,5	1,6	1,7	1,8	1,8	1,8	N=3000
N=4000	0,7	0,9	1,1	1,2	1,3	1,4	1,5	1,5	1,5	1,5	N=4000
N=5000	0,6	0,8	1,0	1,1	1,2	1,3	1,3	1,4	1,4	1,4	N=5000
N=6000	0,6	0,8	0,9	1,0	1,1	1,2	1,2	1,2	1,3	1,3	N=6000
N=7000	0,5	0,7	0,8	0,9	1,0	1,1	1,1	1,1	1,2	1,2	N=7000
N=7500	0,5	0,7	0,8	0,9	1,0	1,0	1,1	1,1	1,1	1,1	N=7500
N=8000	0,5	0,7	0,8	0,9	0,9	1,0	1,0	1,1	1,1	1,1	N=8000
N=9000	0,5	0,6	0,7	0,8	0,9	0,9	1,0	1,0	1,0	1,0	N=9000
N=10000	0,4	0,6	0,7	0,8	0,8	0,9	0,9	1,0	1,0	1,0	N=10000
N=11000	0,4	0,6	0,7	0,7	0,8	0,9	0,9	0,9	0,9	0,9	N=11000
N=12000	0,4	0,5	0,6	0,7	0,8	0,8	0,9	0,9	0,9	0,9	N=12000
N=13000	0,4	0,5	0,6	0,7	0,7	0,8	0,8	0,8	0,9	0,9	N=13000
N=14000	0,4	0,5	0,6	0,7	0,7	0,8	0,8	0,8	0,8	0,8	N=14000
N=15000	0,3	0,5	0,6	0,6	0,7	0,7	0,8	0,8	0,8	0,8	N=15000
	5%	10%	15%	20%	25%	30%	35%	40%	45%	50%	
	95%	90%	85%	80%	75%	70%	65%	60%	55%	50%	

QUESTIONNAIRE

ASK ALL

Q1 From what you know, how would you rate the justice system in (OUR COUNTRY) in terms of the independence of courts and judges? Would you say it is very good, fairly good, fairly bad or very bad?

(READ OUT – ONE ANSWER ONLY)

Very good	1
Fairly good	2
Fairly bad	3
Very bad	4
DK	5

FL475 Q1

ASK Q2a IF 'FAIRLY BAD' (CODE 3) OR 'VERY BAD' (CODE 4) IN Q1 – OTHERS GO TO Q2b

Q2a Could you tell me to what extent each of the following reasons explains your rating of the independence of the justice system in (OUR COUNTRY):

(READ OUT – ONE ANSWER PER LINE)

		Very much	Somewhat	Not really	Not at all	DK
1	Interference or pressure from government and politicians	1	2	3	4	6
2	Interference or pressure from economic or other specific interests	1	2	3	4	6
3	The status and position of judges do not sufficiently guarantee their independence	1	2	3	4	6

FL475 Q2a

ASK Q2b IF 'VERY GOOD' (CODE 1) OR 'FAIRLY GOOD' (CODE 2) IN Q1





























Q2b Could you tell me to what extent each of the following reasons explains your rating of the independence of the justice system in (OUR COUNTRY):

(READ OUT – ONE ANSWER PER LINE)































		Very much	Somewhat	Not really	Not at all	DK
1	No interference or pressure from government and politicians	1	2	3	4	6
2	No interference or pressure from economic or other specific interests	1	2	3	4	6
3	The status and position of judges sufficiently guarantee their independence	1	2	3	4	6

FL475 Q2b

QD4 In the last two years, has your company been involved in any dispute which has gone to court?
(%)































		Yes		No		Don't know
		January 2020	Diff. January 2020 - January 2019	January 2020	Diff. January 2020 - January 2019	
EU28		12	1	87	-1	1
EU27		13	1	86	-1	1
BE		22	3	75	-6	3
BG		9	-5	91	6	0
CZ		16	0	84	1	0
DK		15	7	85	-6	0
DE		25	6	75	-5	0
EE		8	2	92	-2	0
IE		1	-4	96	4	3
EL		15	-4	83	3	2
ES		9	-4	90	4	1
FR		18	5	81	-4	1
HR		17	-10	82	12	1
IT		3	-2	93	1	4
CY		20	5	76	-5	4
LV		5	-6	95	7	0
LT		9	-2	91	2	0
LU		17	6	82	-7	1
HU		7	2	92	-3	1
MT		9	-6	91	9	0
NL		10	0	88	-2	2
AT		8	-2	91	1	1
PL		19	6	81	-6	0
PT		6	-5	92	3	2
RO		12	12	87	-13	1
SI		14	-1	86	1	0
SK		8	2	91	-3	1
FI		7	1	93	-1	0
SE		2	-1	98	1	0
UK		1	-2	98	3	1

Q1 From what you know, how would you rate the justice system in (OUR COUNTRY) in terms of the independence of courts and judges? Would you say it is very good, fairly good, fairly bad or very bad? (%)

		Very good		Fairly good		Fairly bad		Very bad		Don't know	Total 'Good'		Total 'Bad'	
		January 2020	Diff. January 2020 - January 2019	January 2020	Diff. January 2020 - January 2019	January 2020	Diff. January 2020 - January 2019	January 2020	Diff. January 2020 - January 2019		January 2020	Diff. January 2020 - January 2019	January 2020	Diff. January 2020 - January 2019
		EU28		11	2	43	1	20	-1	11	-3	15	54	3
EU27		10	1	43	1	21	-1	12	-2	14	53	2	33	-3
BE		12	-1	47	-4	17	1	7	-2	17	59	-5	24	-1
BG		2	-1	43	5	26	3	12	-5	17	45	4	38	-2
CZ		6	-1	38	0	31	7	16	5	9	44	-1	47	12
DK		39	-15	41	1	8	7	4	3	8	80	-14	12	10
DE		18	-2	55	2	16	6	3	-4	8	73	0	19	2
EE		9	1	30	-1	8	-1	4	0	49	39	0	12	-1
IE		27	-4	49	4	3	-4	8	6	13	76	0	11	2
EL		4	-3	47	2	26	3	13	2	10	51	-1	39	5
ES		7	3	35	3	25	-7	15	-10	18	42	6	40	-17
FR		3	2	65	10	20	1	7	-1	5	68	12	27	0
HR		2	2	14	-4	42	12	36	-9	6	16	-2	78	3
IT		3	2	33	-5	28	-5	21	-4	15	36	-3	49	-9
CY		12	-1	36	-3	24	5	13	-4	15	48	-4	37	1
LV		3	3	44	-6	40	3	7	-1	6	47	-3	47	2
LT		4	0	62	5	13	5	6	2	15	66	5	19	7
LU		16	-7	58	-1	3	0	2	1	21	74	-8	5	1
HU		7	6	19	2	19	9	10	-9	45	26	8	29	0
MT		7	0	41	-15	23	4	13	3	16	48	-15	36	7
NL		37	11	44	-6	6	-2	1	-6	12	81	5	7	-8
AT		22	-2	51	-3	6	-1	1	-2	20	73	-5	7	-3
PL		5	1	22	-4	24	-6	19	1	30	27	-3	43	-5
PT		1	-1	44	14	23	-2	17	1	15	45	13	40	-1
RO		3	-2	50	-16	27	5	6	5	14	53	-18	33	10
SI		5	0	31	7	29	8	16	-4	19	36	7	45	4
SK		1	-3	14	-1	33	-6	38	10	14	15	-4	71	4
FI		25	10	60	-5	7	-2	2	-3	6	85	5	9	-5
SE		39	7	41	5	4	-3	2	1	14	80	12	6	-2
UK		19	-2	51	9	8	-2	4	-2	18	70	7	12	-4

Q2a.1 Could you tell me to what extent each of the following reasons explains your rating of the independence of the justice system in (OUR COUNTRY):

Interference or pressure from government and politicians (%) (IF 'CODE 3 OR 4 IN Q1)

		Very much		Somewhat		Not really		Not at all		Don't know	Total 'Explains'		Total 'Doesn't explain'	
		January 2020	Diff. January 2020 - January 2019	Jan-20	Diff. January 2020 - January 2019	January 2020	Diff. January 2020 - January 2019	January 2020	Diff. January 2020 - January 2019		January 2020	Diff. January 2020 - January 2019	January 2020	Diff. January 2020 - January 2019
		EU28		51	-1	27	1	9	0	7	0	6	78	0
EU27		52	0	27	1	8	-1	7	0	6	79	1	15	-1
BE		64	7	15	-13	10	0	0	-5	11	79	-6	10	-5
BG		40	-20	29	6	8	8	8	-2	15	69	-14	16	6
CZ		48	3	33	7	15	9	2	-6	2	81	10	17	3
DK		49	-51	21	21	12	12	9	9	9	70	-30	21	21
DE		51	-11	33	6	3	3	5	0	8	84	-5	8	3
EE		30	5	19	-28	0	-10	21	9	30	49	-23	21	-1
IE		42	-15	0	-16	21	7	33	20	4	42	-31	54	27
EL		39	-12	42	5	4	0	11	7	4	81	-7	15	7
ES		62	-7	18	3	6	0	6	-1	8	80	-4	12	-1
FR		31	-19	27	-6	22	15	13	5	7	58	-25	35	20
HR		69	3	15	-8	4	0	4	-1	8	84	-5	8	-1
IT		49	11	35	1	7	-8	5	-2	4	84	12	12	-10
CY		56	4	21	-8	8	8	7	1	8	77	-4	15	9
LV		67	17	20	-4	9	5	1	-6	3	87	13	10	-1
LT		27	2	26	-5	7	-6	17	16	23	53	-3	24	10
LU		1	-25	20	-16	21	18	39	11	19	21	-41	60	29
HU		44	7	21	-5	5	5	21	9	9	65	2	26	14
MT		39	-2	25	-2	14	7	16	-1	6	64	-4	30	6
NL		16	-38	54	17	15	6	15	15	0	70	-21	30	21
AT		82	56	2	-48	0	-13	16	5	0	84	8	16	-8
PL		62	12	19	1	5	-7	8	-4	6	81	13	13	-11
PT		74	7	17	-4	0	-6	0	0	9	91	3	0	-6
RO		46	13	42	-12	3	2	8	8	1	88	1	11	10
SI		75	6	19	2	3	-2	0	-6	3	94	8	3	-8
SK		71	4	11	-6	4	2	3	-6	11	82	-2	7	-4
FI		35	2	39	31	13	-4	13	-5	0	74	33	26	-9
SE		39	24	2	-18	19	-1	0	-1	40	41	6	19	-2
UK		28	-32	44	16	12	4	11	11	5	72	-16	23	15































Q2a.2 Could you tell me to what extent each of the following reasons explains your rating of the independence of the justice system in (OUR COUNTRY):

Interference or pressure from economic or other specific interests (%) (IF 'CODE 3 OR 4 IN Q1)

		Very much		Somewhat		Not really		Not at all		Don't know	Total 'Explains'		Total 'Doesn't explain'	
		January 2020	Diff. January 2020 - January 2019	January 2020	Diff. January 2020 - January 2019	January 2020	Diff. January 2020 - January 2019	January 2020	Diff. January 2020 - January 2019		January 2020	Diff. January 2020 - January 2019	January 2020	Diff. January 2020 - January 2019
EU28		39	-1	34	2	12	-1	8	1	7	73	1	20	0
EU27		39	-2	35	3	11	-1	8	1	7	74	1	19	0
BE		40	10	21	-18	19	-6	15	15	5	61	-8	34	9
BG		54	3	32	4	7	0	4	0	3	86	7	11	0
CZ		39	13	41	-1	10	-4	5	2	5	80	12	15	-2
DK		30	-20	19	19	50	0	0	0	1	49	-1	50	0
DE		38	-23	29	11	16	10	6	-2	11	67	-12	22	8
EE		29	19	22	3	0	-1	30	1	19	51	22	30	0
IE		11	-19	21	-21	43	29	21	20	4	32	-40	64	49
EL		37	-4	51	11	4	-3	4	-4	4	88	7	8	-7
ES		47	-9	26	4	14	1	5	-3	8	73	-5	19	-2
FR		23	-10	36	-7	20	8	17	7	4	59	-17	37	15
HR		51	-5	38	7	3	-2	3	0	5	89	2	6	-2
IT		39	6	44	8	5	-8	6	-1	6	83	14	11	-9
CY		65	7	27	1	0	-3	3	0	5	92	8	3	-3
LV		63	16	19	-9	8	3	5	-3	5	82	7	13	0
LT		29	-6	36	-8	7	7	17	16	11	65	-14	24	23
LU		1	-57	60	22	0	-2	20	18	19	61	-35	20	16
HU		30	10	31	0	14	1	13	5	12	61	10	27	6
MT		24	6	34	-15	20	5	7	-3	15	58	-9	27	2
NL		38	-25	16	-12	16	7	15	15	15	54	-37	31	22
AT		34	20	50	-10	0	-11	0	-13	16	84	10	0	-24
PL		33	4	31	-6	18	1	10	5	8	64	-2	28	6
PT		65	0	29	15	3	-3	0	-9	3	94	15	3	-12
RO		22	0	55	-2	8	-4	8	8	7	77	-2	16	4
SI		61	16	29	-14	3	-3	0	0	7	90	2	3	-3
SK		51	5	23	-2	5	-1	7	0	14	74	3	12	-1
FI		36	2	25	-16	27	10	0	-8	12	61	-14	27	2
SE		0	-1	2	-32	39	19	19	18	40	2	-33	58	37
UK		23	-9	23	-11	27	4	22	15	5	46	-20	49	19































Q2a.3 Could you tell me to what extent each of the following reasons explains your rating of the independence of the justice system in (OUR COUNTRY):

The status and position of judges do not sufficiently guarantee their independence (%) (IF 'CODE 3 OR 4 IN Q1)

		Very much		Somewhat		Not really		Not at all		Don't know	Total 'Explains'		Total 'Doesn't explain'	
		January 2020	Diff. January 2020 - January 2019	January 2020	Diff. January 2020 - January 2019	January 2020	Diff. January 2020 - January 2019	January 2020	Diff. January 2020 - January 2019		January 2020	Diff. January 2020 - January 2019	January 2020	Diff. January 2020 - January 2019
		EU28		27	2	30	-5	19	1	14	2	10	57	-3
EU27		28	4	30	-6	19	1	14	2	9	58	-2	33	3
BE		24	-9	20	-6	30	1	20	14	6	44	-15	50	15
BG		29	6	27	-6	17	-5	6	-9	21	56	0	23	-14
CZ		27	14	42	0	15	-1	7	-1	9	69	14	22	-2
DK		58	8	22	-28	1	1	9	9	10	80	-20	10	10
DE		28	-6	43	14	13	2	13	-4	3	71	8	26	-2
EE		9	-20	40	15	10	9	20	0	21	49	-5	30	9
IE		11	9	32	-9	0	-26	42	28	15	43	0	42	2
EL		8	-11	53	14	17	-13	11	3	11	61	3	28	-10
ES		29	2	27	-3	22	6	15	-9	7	56	-1	37	-3
FR		25	10	20	-28	29	3	20	16	6	45	-18	49	19
HR		29	-7	28	-8	14	2	19	12	10	57	-15	33	14
IT		26	8	30	-5	20	-2	12	-2	12	56	3	32	-4
CY		19	-10	30	-3	16	9	24	6	11	49	-13	40	15
LV		32	3	36	5	12	2	7	2	13	68	8	19	4
LT		27	12	24	-11	18	8	18	-1	13	51	1	36	7
LU		0	-8	40	8	20	14	19	-35	21	40	0	39	-21
HU		26	0	30	8	18	6	21	13	5	56	8	39	19
MT		11	-19	38	6	29	5	9	5	13	49	-13	38	10
NL		0	-37	54	8	15	15	31	14	0	54	-29	46	29
AT		50	37	32	-7	18	-4	0	0	0	82	30	18	-4
PL		37	2	21	-17	17	2	12	8	13	58	-15	29	10
PT		41	5	31	-4	6	-2	10	4	12	72	1	16	2
RO		10	2	47	-10	22	5	14	14	7	57	-8	36	19
SI		40	-2	27	-2	14	8	3	-11	16	67	-4	17	-3
SK		39	15	28	1	13	-2	11	-5	9	67	16	24	-7
FI		37	12	25	-16	13	13	24	15	1	62	-4	37	28
SE		40	40	2	-52	20	19	19	19	19	42	-12	39	38
UK		16	-23	35	3	23	7	16	9	10	51	-20	39	16































Q2a.1 (2) Could you tell me to what extent each of the following reasons explains your rating of the independence of the justice system in (OUR COUNTRY):

Interference or pressure from government and politicians (%)

		Very much		Somewhat		Not really		Not at all		Don't know	Total 'Explains'		Total 'Doesn't explain'	
		January 2020	Diff. January 2020 - January 2019	January 2020	Diff. January 2020 - January 2019	January 2020	Diff. January 2020 - January 2019	January 2020	Diff. January 2020 - January 2019		January 2020	Diff. January 2020 - January 2019	January 2020	Diff. January 2020 - January 2019
EU28		16	-2	9	0	3	0	2	0	70	25	-2	5	0
EU27		17	-2	9	-1	3	0	2	0	69	26	-3	5	0
BE		15	1	4	-3	2	-1	0	-1	79	19	-2	2	-2
BG		15	-9	11	2	3	3	3	-1	68	26	-7	6	2
CZ		22	6	16	7	7	5	1	-2	54	38	13	8	3
DK		6	4	3	3	1	1	1	1	89	9	7	2	2
DE		10	0	6	1	1	1	1	0	82	16	1	2	1
EE		4	1	2	-4	0	-1	2	0	92	6	-3	2	-1
IE		4	-1	0	-2	2	1	4	3	90	4	-3	6	4
EL		15	-3	16	3	2	1	4	3	63	31	0	6	4
ES		25	-14	7	-2	2	-1	3	-1	63	32	-16	5	-2
FR		9	-4	7	-2	6	4	4	2	74	16	-6	10	6
HR		54	4	12	-5	3	0	3	-1	28	66	-1	6	-1
IT		24	2	17	-3	4	-5	2	-2	53	41	-1	6	-7
CY		21	2	8	-2	3	3	2	0	66	29	0	5	3
LV		32	10	10	-1	4	2	0	-3	54	42	9	4	-1
LT		5	2	5	1	2	1	3	3	85	10	3	5	4
LU		0	-1	1	-1	1	1	2	1	96	1	-2	3	2
HU		13	2	6	-1	2	2	6	2	73	19	1	8	4
MT		14	2	9	1	5	3	6	1	66	23	3	11	4
NL		1	-7	4	-1	1	0	1	1	93	5	-8	2	1
AT		6	3	0	-5	0	-1	1	0	93	6	-2	1	-1
PL		27	3	8	-1	2	-4	3	-3	60	35	2	5	-7
PT		29	1	7	-2	0	-2	0	0	64	36	-1	0	-2
RO		15	7	14	2	1	1	2	2	68	29	9	3	3
SI		33	5	9	2	1	-1	0	-2	57	42	7	1	-3
SK		50	5	8	-4	3	2	2	-4	37	58	1	5	-2
FI		4	-1	4	3	1	-1	1	-1	90	8	2	2	-2
SE		2	1	0	-1	1	-1	0	0	97	2	0	1	-1
UK		3	-7	5	1	2	1	1	1	89	8	-6	3	2

Q2a.2 (2) Could you tell me to what extent each of the following reasons explains your rating of the independence of the justice system in (OUR COUNTRY):

Interference or pressure from economic or other specific interests (%)

		Very much		Somewhat		Not really		Not at all		Don't know	Total 'Explains'		Total 'Doesn't explain'	
		January 2020	Diff. January 2020 - January 2019	January 2020	Diff. January 2020 - January 2019	January 2020	Diff. January 2020 - January 2019	January 2020	Diff. January 2020 - January 2019		January 2020	Diff. January 2020 - January 2019	January 2020	Diff. January 2020 - January 2019
EU28		12	-2	11	0	4	0	2	-1	71	23	-2	6	-1
EU27		13	-2	12	0	4	0	2	0	69	25	-2	6	0
BE		10	3	5	-5	5	-1	3	3	77	15	-2	8	2
BG		20	0	12	1	3	0	2	0	63	32	1	5	0
CZ		18	9	20	5	5	0	2	1	55	38	14	7	1
DK		4	3	2	2	6	5	0	0	88	6	5	6	5
DE		7	-3	6	3	3	2	1	0	83	13	0	4	2
EE		3	2	3	0	0	0	4	0	90	6	2	4	0
IE		1	-2	2	-2	5	4	2	2	90	3	-4	7	6
EL		14	0	20	6	2	0	1	-2	63	34	6	3	-2
ES		19	-13	10	-3	6	-1	2	-2	63	29	-16	8	-3
FR		6	-3	10	-1	5	2	5	2	74	16	-4	10	4
HR		40	-2	30	6	2	-2	2	0	26	70	4	4	-2
IT		19	0	22	1	2	-6	3	-1	54	41	1	5	-7
CY		24	3	10	1	0	-1	1	0	65	34	4	1	-1
LV		30	9	9	-4	4	2	2	-2	55	39	5	6	0
LT		6	2	7	2	1	1	3	3	83	13	4	4	4
LU		0	-2	3	1	0	0	1	1	96	3	-1	1	1
HU		9	3	9	0	4	0	4	2	74	18	3	8	2
MT		9	4	12	-2	7	2	3	0	69	21	2	10	2
NL		3	-6	1	-3	1	0	1	1	94	4	-9	2	1
AT		2	0	4	-2	0	-1	0	-1	94	6	-2	0	-2
PL		14	0	13	-5	8	0	5	2	60	27	-5	13	2
PT		26	-1	12	6	1	-1	0	-4	61	38	5	1	-5
RO		7	2	18	5	3	0	2	2	70	25	7	5	2
SI		27	9	13	-5	1	-1	0	0	59	40	4	1	-1
SK		36	5	16	-1	4	0	5	0	39	52	4	9	0
FI		3	-2	2	-4	3	1	0	-1	92	5	-6	3	0
SE		0	0	0	-3	2	1	1	1	97	0	-3	3	2
UK		3	-2	3	-2	3	-1	2	1	89	6	-4	5	0































Q2a.3 (2) Could you tell me to what extent each of the following reasons explains your rating of the independence of the justice system in (OUR COUNTRY):

The status and position of judges do not sufficiently guarantee their independence (%)

		Very much		Somewhat		Not really		Not at all		Don't know	Total 'Explains'		Total 'Doesn't explain'	
		January 2020	Diff. January 2020 - January 2019	January 2020	Diff. January 2020 - January 2019	January 2020	Diff. January 2020 - January 2019	January 2020	Diff. January 2020 - January 2019		January 2020	Diff. January 2020 - January 2019	January 2020	Diff. January 2020 - January 2019
EU28		9	0	10	-2	6	0	4	0	71	19	-2	10	0
EU27		9	0	10	-3	6	0	5	0	70	19	-3	11	0
BE		6	-2	5	-1	7	0	5	3	77	11	-3	12	3
BG		11	2	10	-3	7	-2	2	-4	70	21	-1	9	-6
CZ		13	8	20	5	7	2	3	0	57	33	13	10	2
DK		7	6	3	2	0	0	1	1	89	10	8	1	1
DE		6	1	8	3	2	0	3	0	81	14	4	5	0
EE		1	-3	5	2	1	1	2	-1	91	6	-1	3	0
IE		1	1	4	0	0	-2	4	3	91	5	1	4	1
EL		3	-3	20	6	7	-3	4	1	66	23	3	11	-2
ES		12	-3	11	-6	9	0	6	-8	62	23	-9	15	-8
FR		7	3	6	-7	8	1	5	4	74	13	-4	13	5
HR		22	-5	22	-6	11	2	15	10	30	44	-11	26	12
IT		13	2	14	-6	10	-3	6	-2	57	27	-4	16	-5
CY		7	-3	11	-1	6	3	9	3	67	18	-4	15	6
LV		15	2	17	3	6	1	3	1	59	32	5	9	2
LT		5	3	5	1	3	2	3	1	84	10	4	6	3
LU		0	-1	2	1	1	1	1	-1	96	2	0	2	0
HU		8	0	9	3	5	1	6	4	72	17	3	11	5
MT		4	-5	14	5	11	4	3	2	68	18	0	14	6
NL		0	-5	4	-3	1	1	2	0	93	4	-8	3	1
AT		4	3	2	-2	1	-1	0	0	93	6	1	1	-1
PL		16	-1	9	-10	7	0	5	3	63	25	-11	12	3
PT		17	2	12	-3	2	-1	4	2	65	29	-1	6	1
RO		3	1	15	2	7	3	5	5	70	18	3	12	8
SI		18	1	12	0	6	4	1	-5	63	30	1	7	-1
SK		27	11	20	2	9	-1	8	-3	36	47	13	17	-4
FI		4	1	3	-3	1	1	2	1	90	7	-2	3	2
SE		3	3	0	-4	1	1	1	1	95	3	-1	2	2
UK		2	-4	4	-1	3	0	2	1	89	6	-5	5	1































Q2b.1 Could you tell me to what extent each of the following reasons explains your rating of the independence of the justice system in (OUR COUNTRY):

No interference or pressure from government and politicians (%) (IF 'CODE 1 OR 2 IN Q1)

		Very much		Somewhat		Not really		Not at all		Don't know	Total 'Explains'		Total 'Doesn't explain'	
		January 2020	Diff. January 2020 - January 2019	January 2020	Diff. January 2020 - January 2019	January 2020	Diff. January 2020 - January 2019	January 2020	Diff. January 2020 - January 2019		January 2020	Diff. January 2020 - January 2019	January 2020	Diff. January 2020 - January 2019
		EU28		22	-1	42	2	18	-1		13	0	5	64
EU27		22	-1	42	2	18	-1	13	0	5	64	1	31	-1
BE		17	3	48	-1	19	-1	15	-1	1	65	2	34	-2
BG		22	11	26	-1	18	-9	19	-8	15	48	10	37	-17
CZ		29	18	38	-8	12	-11	9	-8	12	67	10	21	-19
DK		33	-3	45	-2	12	5	4	0	6	78	-5	16	5
DE		28	-8	50	10	12	3	8	0	2	78	2	20	3
EE		20	-8	32	2	19	-3	4	-9	25	52	-6	23	-12
IE		18	-14	34	5	30	9	16	-2	2	52	-9	46	7
EL		15	1	41	5	31	-2	10	-2	3	56	6	41	-4
ES		15	-12	39	-1	19	9	19	1	8	54	-13	38	10
FR		11	-9	49	19	24	-2	14	-5	2	60	10	38	-7
HR		15	-3	52	-12	13	11	14	-2	6	67	-15	27	9
IT		13	2	38	-3	30	-2	14	4	5	51	-1	44	2
CY		11	-13	56	10	17	8	7	-8	9	67	-3	24	0
LV		27	10	42	-5	15	-9	11	1	5	69	5	26	-8
LT		14	-7	40	-6	11	-1	31	16	4	54	-13	42	15
LU		11	-2	26	-4	25	3	34	4	4	37	-6	59	7
HU		14	13	59	22	12	-9	10	-18	5	73	35	22	-27
MT		25	5	35	3	20	8	10	-10	10	60	8	30	-2
NL		41	15	38	-4	4	-18	15	5	2	79	11	19	-13
AT		16	-13	39	-9	20	6	21	14	4	55	-22	41	20
PL		42	15	26	-16	7	-6	11	0	14	68	-1	18	-6
PT		32	-4	38	5	6	-9	16	1	8	70	1	22	-8
RO		15	-11	42	-17	24	14	8	6	11	57	-28	32	20
SI		20	8	46	-1	18	-7	4	-4	12	66	7	22	-11
SK		35	10	25	-16	8	4	24	5	8	60	-6	32	9
FI		24	1	36	-5	22	0	18	11	0	60	-4	40	11
SE		43	16	38	2	10	-6	6	-13	3	81	18	16	-19
UK		19	-5	42	0	24	13	8	-9	7	61	-5	32	4































Q2b.2 Could you tell me to what extent each of the following reasons explains your rating of the independence of the justice system in (OUR COUNTRY):

No interference or pressure from economic or other specific interests (%) (IF 'CODE 1 OR 2 IN Q1)

		Very much		Somewhat		Not really		Not at all		Don't know	Total 'Explains'		Total 'Doesn't explain'	
		January 2020	Diff. January 2020 - January 2019	January 2020	Diff. January 2020 - January 2019	January 2020	Diff. January 2020 - January 2019	January 2020	Diff. January 2020 - January 2019		January 2020	Diff. January 2020 - January 2019	January 2020	Diff. January 2020 - January 2019
EU28		22	2	43	3	17	-3	12	-2	6	65	5	29	-5
EU27		22	2	44	3	16	-4	12	-1	6	66	5	28	-5
BE		13	2	46	-2	19	-6	17	4	5	59	0	36	-2
BG		23	19	33	-23	18	-4	19	9	7	56	-4	37	5
CZ		15	1	49	1	7	-15	20	11	9	64	2	27	-4
DK		45	-6	38	4	6	4	6	0	5	83	-2	12	4
DE		31	-3	44	0	13	4	10	1	2	75	-3	23	5
EE		29	-13	26	6	17	-7	10	3	18	55	-7	27	-4
IE		26	-1	30	6	20	-2	17	-5	7	56	5	37	-7
EL		15	6	45	14	26	-8	11	-12	3	60	20	37	-20
ES		14	-2	40	2	22	2	16	-3	8	54	0	38	-1
FR		18	2	51	17	18	-8	9	-8	4	69	19	27	-16
HR		10	3	47	-18	20	5	23	17	0	57	-15	43	22
IT		11	3	46	9	22	-12	12	0	9	57	12	34	-12
CY		11	-6	44	-2	21	5	17	2	7	55	-8	38	7
LV		31	15	37	-17	14	-6	12	6	6	68	-2	26	0
LT		6	-14	53	18	11	-3	16	-5	14	59	4	27	-8
LU		20	7	27	-11	24	7	23	-3	6	47	-4	47	4
HU		14	7	49	12	12	10	16	-18	9	63	19	28	-8
MT		14	-3	34	0	26	8	14	-4	12	48	-3	40	4
NL		43	14	32	-12	9	-8	9	-1	7	75	2	18	-9
AT		17	-17	31	-6	21	9	23	10	8	48	-23	44	19
PL		26	9	38	-11	5	-9	14	5	17	64	-2	19	-4
PT		18	-10	55	17	8	0	16	-7	3	73	7	24	-7
RO		9	-5	43	-30	28	22	11	9	9	52	-35	39	31
SI		17	-9	47	8	18	-4	4	-1	14	64	-1	22	-5
SK		17	0	33	2	10	-2	8	-7	32	50	2	18	-9
FI		22	3	36	-14	21	10	16	4	5	58	-11	37	14
SE		41	20	41	11	2	-21	9	-12	7	82	31	11	-33
UK		22	0	39	2	24	7	6	-8	9	61	2	30	-1































Q2b.3 Could you tell me to what extent each of the following reasons explains your rating of the independence of the justice system in (OUR COUNTRY):

The status and position of judges sufficiently guarantee their independence (%) (IF 'CODE 1 OR 2 IN Q1)

		Very much		Somewhat		Not really		Not at all		Don't know	Total 'Explains'		Total 'Doesn't explain'	
		January 2020	Diff. January 2020 - January 2019	January 2020	Diff. January 2020 - January 2019	January 2020	Diff. January 2020 - January 2019	January 2020	Diff. January 2020 - January 2019		January 2020	Diff. January 2020 - January 2019	January 2020	Diff. January 2020 - January 2019
		EU28		36	3	44	-1	9	-2	4	-1	7	80	2
EU27		36	3	44	-2	10	-1	4	0	6	80	1	14	-1
BE		26	-9	57	20	14	-6	0	0	3	83	11	14	-6
BG		18	-1	49	2	15	-6	5	-1	13	67	1	20	-7
CZ		19	-19	47	6	14	11	14	7	6	66	-13	28	18
DK		38	-9	46	12	3	-3	3	0	10	84	3	6	-3
DE		61	4	28	-2	6	0	1	-1	4	89	2	7	-1
EE		51	3	19	-14	13	3	0	0	17	70	-11	13	3
IE		39	-14	34	3	14	3	8	3	5	73	-11	22	6
EL		17	-7	68	-1	15	8	0	0	0	85	-8	15	8
ES		30	2	43	4	11	-5	6	-2	10	73	6	17	-7
FR		27	9	56	-5	10	-5	3	1	4	83	4	13	-4
HR		16	16	48	-19	17	5	13	6	6	64	-3	30	11
IT		21	1	61	7	11	-4	2	-3	5	82	8	13	-7
CY		16	-5	53	-12	16	9	2	-3	13	69	-17	18	6
LV		46	34	38	-21	7	-5	3	-4	6	84	13	10	-9
LT		18	-10	27	-11	10	-6	29	17	16	45	-21	39	11
LU		49	12	37	-8	6	3	1	-4	7	86	4	7	-1
HU		42	-18	43	24	5	4	0	0	10	85	6	5	4
MT		36	8	43	5	8	-11	3	-2	10	79	13	11	-13
NL		57	14	27	-19	11	7	3	-4	2	84	-5	14	3
AT		59	11	19	-14	7	-3	2	-4	13	78	-3	9	-7
PL		29	1	44	-11	7	-1	2	1	18	73	-10	9	0
PT		21	9	42	2	4	-16	27	7	6	63	11	31	-9
RO		16	3	55	-12	15	5	5	3	9	71	-9	20	8
SI		25	-14	46	17	11	-8	4	0	14	71	3	15	-8
SK		27	9	49	4	0	-17	8	-3	16	76	13	8	-20
FI		45	-3	33	-3	14	5	5	2	3	78	-6	19	7
SE		55	10	32	-5	7	3	2	-3	4	87	5	9	0
UK		35	5	45	8	6	-6	3	-8	11	80	13	9	-14

Q2b.1 (2) Could you tell me to what extent each of the following reasons explains your rating of the independence of the justice system in (OUR COUNTRY):

No interference or pressure from government and politicians (%)

		Very much		Somewhat		Not really		Not at all		Don't know		Total 'Explains'		Total 'Doesn't explain'	
		January 2020	Diff. January 2020 - January 2019	January 2020	Diff. January 2020 - January 2019	January 2020	Diff. January 2020 - January 2019	January 2020	Diff. January 2020 - January 2019	January 2020	Diff. January 2020 - January 2019	January 2020	Diff. January 2020 - January 2019	January 2020	Diff. January 2020 - January 2019
		EU28		12	0	22	1	10	1	7	0	49	34	1	17
EU27		12	0	22	2	9	-1	7	1	50	34	2	16	0	
BE		10	1	28	-4	12	-1	9	-1	41	38	-3	21	-2	
BG		10	6	12	1	8	-3	9	-2	61	22	7	17	-5	
CZ		13	8	17	-4	5	-5	4	-4	61	30	4	9	-9	
DK		26	-7	36	-8	9	2	4	0	25	62	-15	13	2	
DE		20	-6	37	8	9	2	6	0	28	57	2	15	2	
EE		8	-3	12	0	8	0	1	-4	71	20	-3	9	-4	
IE		14	-10	26	4	23	7	12	-2	25	40	-6	35	5	
EL		8	1	21	2	16	-1	5	-1	50	29	3	21	-2	
ES		6	-4	17	3	8	4	8	2	61	23	-1	16	6	
FR		7	-4	33	16	17	2	10	0	33	40	12	27	2	
HR		2	-1	9	-3	2	2	2	-1	85	11	-4	4	1	
IT		4	0	14	-2	11	-2	5	1	66	18	-2	16	-1	
CY		5	-8	27	3	8	4	3	-5	57	32	-5	11	-1	
LV		12	4	20	-4	7	-5	5	0	56	32	0	12	-5	
LT		9	-4	26	-2	7	0	21	11	37	35	-6	28	11	
LU		8	-3	19	-5	19	1	25	1	29	27	-8	44	2	
HU		4	4	15	8	3	-1	3	-2	75	19	12	6	-3	
MT		12	0	17	-3	10	2	4	-9	57	29	-3	14	-7	
NL		33	13	31	-2	4	-13	12	5	20	64	11	16	-8	
AT		12	-10	29	-8	15	4	15	9	29	41	-18	30	13	
PL		11	3	7	-5	2	-2	3	0	77	18	-2	5	-2	
PT		14	3	17	6	3	-2	7	2	59	31	9	10	0	
RO		8	-11	23	-19	13	6	4	3	52	31	-30	17	9	
SI		7	3	17	3	7	0	1	-1	68	24	6	8	-1	
SK		5	0	4	-4	1	0	4	1	86	9	-4	5	1	
FI		21	3	30	-3	18	0	15	9	16	51	0	33	9	
SE		35	17	30	5	8	-3	5	-8	22	65	22	13	-11	
UK		14	-1	30	4	16	9	5	-6	35	44	3	21	3	

Q2b.2 (2) Could you tell me to what extent each of the following reasons explains your rating of the independence of the justice system in (OUR COUNTRY):

No interference or pressure from economic or other specific interests (%)

		Very much		Somewhat		Not really		Not at all		Don't know	Total 'Explains'		Total 'Doesn't explain'	
		January 2020	Diff. January 2020 - January 2019	January 2020	Diff. January 2020 - January 2019	January 2020	Diff. January 2020 - January 2019	January 2020	Diff. January 2020 - January 2019		January 2020	Diff. January 2020 - January 2019	January 2020	Diff. January 2020 - January 2019
EU28		12	2	23	2	9	-1	6	-1	50	35	4	15	-2
EU27		12	2	23	3	8	-2	6	-1	51	35	5	14	-3
BE		8	1	27	-4	12	-4	10	2	43	35	-3	22	-2
BG		10	8	15	-8	8	-1	9	5	58	25	0	17	4
CZ		7	0	21	-1	3	-7	9	5	60	28	-1	12	-2
DK		36	-11	30	-2	5	2	5	0	24	66	-13	10	2
DE		22	-2	32	0	9	2	8	1	29	54	-2	17	3
EE		12	-4	10	2	6	-3	4	1	68	22	-2	10	-2
IE		20	0	23	4	15	-2	13	-3	29	43	4	28	-5
EL		8	3	23	7	13	-4	6	-6	50	31	10	19	-10
ES		6	0	17	3	9	2	7	0	61	23	3	16	2
FR		12	3	35	16	12	-3	6	-3	35	47	19	18	-6
HR		2	1	7	-5	3	0	4	3	84	9	-4	7	3
IT		4	1	17	2	8	-5	4	-1	67	21	3	12	-6
CY		5	-4	21	-3	10	2	8	0	56	26	-7	18	2
LV		15	7	17	-10	6	-4	6	3	56	32	-3	12	-1
LT		4	-8	35	14	8	-1	10	-3	43	39	6	18	-4
LU		15	4	20	-11	18	4	17	-4	30	35	-7	35	0
HU		4	3	13	6	3	3	4	-2	76	17	9	7	1
MT		6	-4	16	-5	13	1	7	-5	58	22	-9	20	-4
NL		35	13	26	-8	7	-6	7	-1	25	61	5	14	-7
AT		12	-14	23	-6	15	6	17	7	33	35	-20	32	13
PL		7	2	10	-4	2	-2	4	1	77	17	-2	6	-1
PT		8	-1	25	13	4	1	7	0	56	33	12	11	1
RO		5	-5	23	-28	15	11	6	4	51	28	-33	21	15
SI		6	-2	17	6	6	-1	2	1	69	23	4	8	0
SK		2	-1	5	-1	2	0	1	-2	90	7	-2	3	-2
FI		19	4	31	-9	18	9	13	3	19	50	-5	31	12
SE		33	18	33	13	1	-15	7	-7	26	66	31	8	-22
UK		16	2	27	3	17	6	4	-4	36	43	5	21	2

Q2b.3 (2) Could you tell me to what extent each of the following reasons explains your rating of the independence of the justice system in (OUR COUNTRY):

The status and position of judges sufficiently guarantee their independence (%)

		Very much		Somewhat		Not really		Not at all		Don't know	Total 'Explains'		Total 'Doesn't explain'	
		January 2020	Diff. January 2020 - January 2019	January 2020	Diff. January 2020 - January 2019	January 2020	Diff. January 2020 - January 2019	January 2020	Diff. January 2020 - January 2019		January 2020	Diff. January 2020 - January 2019	January 2020	Diff. January 2020 - January 2019
EU28		19	2	24	1	5	-1	2	0	50	43	3	7	-1
EU27		19	2	23	0	5	0	2	0	51	42	2	7	0
BE		15	-7	34	10	9	-4	0	0	42	49	3	9	-4
BG		8	0	22	3	7	-1	2	-1	61	30	3	9	-2
CZ		8	-9	21	2	6	4	6	3	59	29	-7	12	7
DK		31	-13	37	5	3	-3	2	-1	27	68	-8	5	-4
DE		44	2	21	-1	4	0	1	0	30	65	1	5	0
EE		20	1	8	-5	5	1	0	0	67	28	-4	5	1
IE		30	-10	26	2	10	2	6	2	28	56	-8	16	4
EL		9	-3	34	-1	8	4	0	0	49	43	-4	8	4
ES		12	2	18	4	5	-1	3	0	62	30	6	8	-1
FR		18	8	38	4	7	-2	2	1	35	56	12	9	-1
HR		2	2	8	-4	3	1	2	1	85	10	-2	5	2
IT		7	-1	22	1	4	-2	1	-1	66	29	0	5	-3
CY		7	-4	25	-9	8	4	1	-1	59	32	-13	9	3
LV		22	16	18	-12	3	-3	1	-2	56	40	4	4	-5
LT		12	-5	18	-5	6	-4	19	12	45	30	-10	25	8
LU		36	6	27	-10	5	2	1	-3	31	63	-4	6	-1
HU		11	0	11	8	1	1	0	0	77	22	8	1	1
MT		17	-1	21	-3	4	-8	2	-1	56	38	-4	6	-9
NL		46	13	21	-14	9	5	3	-2	21	67	-1	12	3
AT		44	7	13	-13	5	-2	2	-3	36	57	-6	7	-5
PL		8	0	12	-4	2	-1	0	0	78	20	-4	2	-1
PT		9	5	19	6	2	-5	12	6	58	28	11	14	1
RO		8	-1	29	-19	8	1	3	2	52	37	-20	11	3
SI		9	-3	17	8	4	-1	1	0	69	26	5	5	-1
SK		4	0	7	-1	0	-3	1	-1	88	11	-1	1	-4
FI		38	-1	28	-1	12	5	4	2	18	66	-2	16	7
SE		44	13	26	1	6	4	1	-3	23	70	14	7	1
UK		24	5	31	8	5	-3	2	-5	38	55	13	7	-8

